



NEWBRIDGE *CARLO COLOMBO* 2018

LETTI/ACCESSORI LETTO

NEWBRIDGE | CARLO COLOMBO | 2018

Base contenitore apribile con pianale in metallo con doghe in legno

Base con doghe in legno pianale in metallo regolabile in quattro diverse posizioni di altezza della rete: 1° 5,5 cm, 2° 8 cm, 3° 10,5 cm, 4° 13 cm, verificare la misura utile d'appoggio della rete all'interno del letto come da disegno

Giroletto in legno multistrato con imbottitura in poliuretano espanso rivestita in tessuto protettivo accoppiato

Schienale in poliuretano, dacron ed inserto in metallo con meccanismo per regolare l'inclinazione

Testata in metallo rivestita esternamente in cuoio nei colori: rosso bulgaro 5008, oliva 5006, nero 5005, testa di moro 5004, testa di moro scuro 5013, grigio 5003, sabbia 5001, tabacco 5015 e internamente

smaltata con polveri epossidiche nei colori: bianco 100, beige perlato 130, bianco opaco 160, panna 205, grigio ombra 720, grigio topo perlato 740, marrone grigio 805, bronzo 820, nero 900, brunito, titanium 710, antracite lucido 725

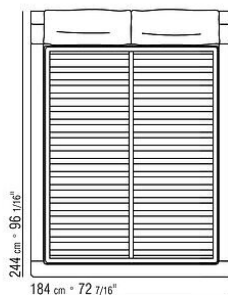
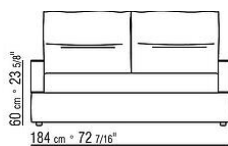
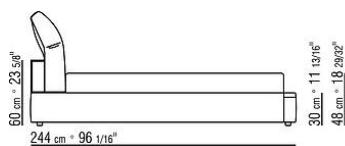
Cassetto e ripiano in legno noce canaletto nelle finiture effetto grezzo, naturale, tinto extra, o frassino nelle finiture naturale, tinto noce, tinto teak, tinto wengé, tinto ebano, tinto marrone, o rovere nella finitura effetto grezzo.

Scelta obbligatoria tra ripiano in legno o cassetto

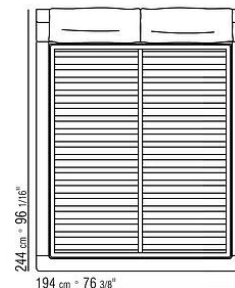
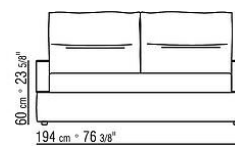

Rivestimento sfoderabile sia nella versione in tessuto che nella versione in pelle

N.B. le reti vengono fornite divise in 2 pezzi, ad esclusione dei letti con contenitore apribile.

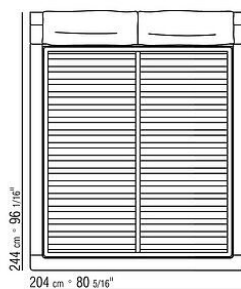
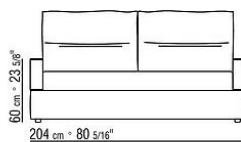

COD. 0243M1



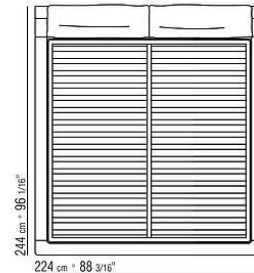
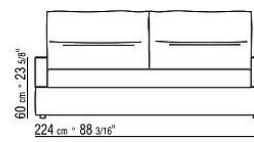

COD. 0243M2



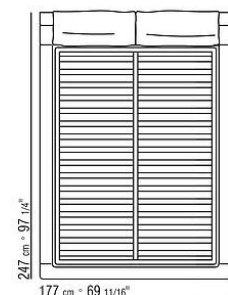
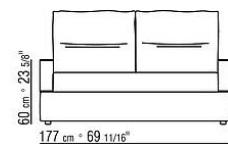

COD. 0243M3



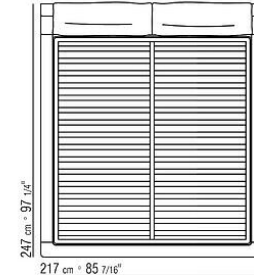
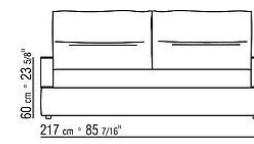

COD. 0243M5



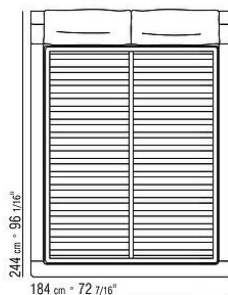
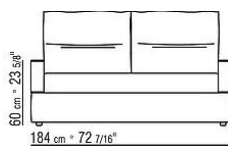
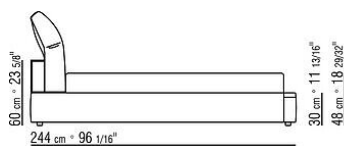
COD. 0243M6



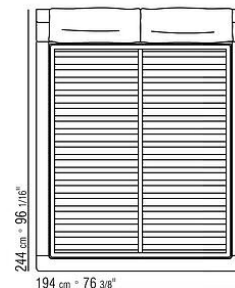
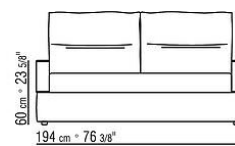

COD. 0243M8



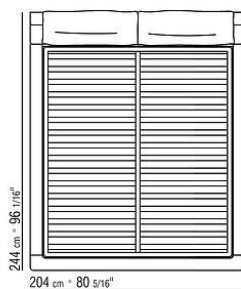
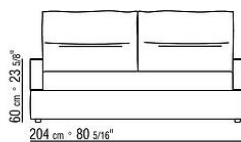

COD. 0243N1



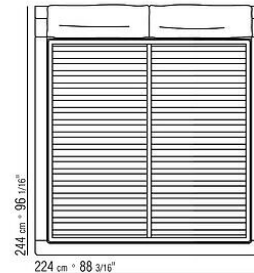
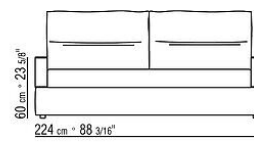

COD. 0243N2



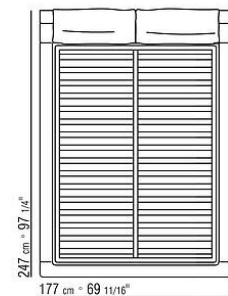
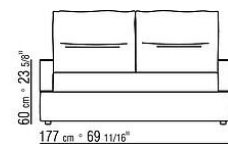

COD. 0243N3



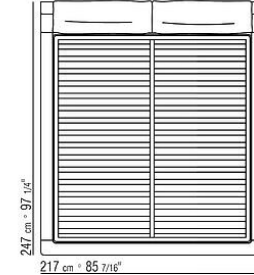
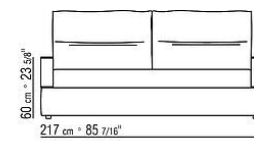

COD. 0243N5



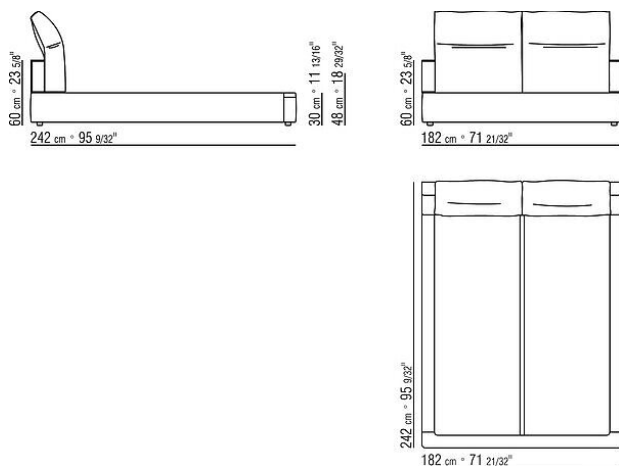
COD. 0243N6



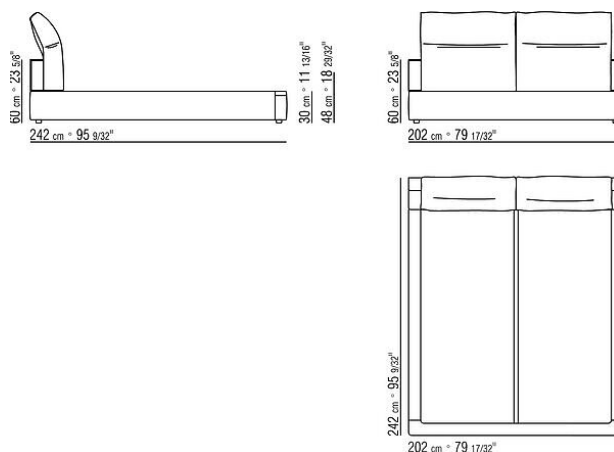
COD. 0243N8



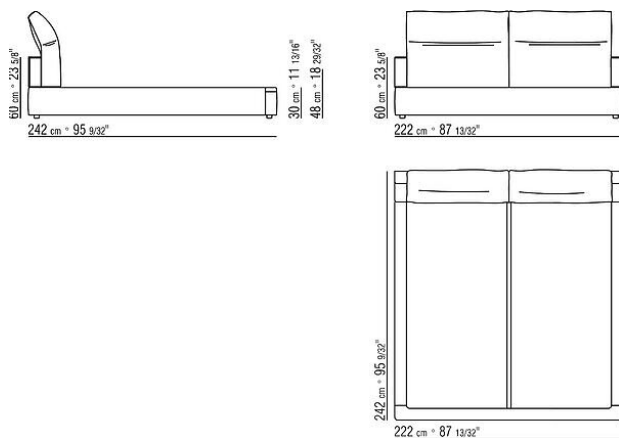
COD. 0243VA



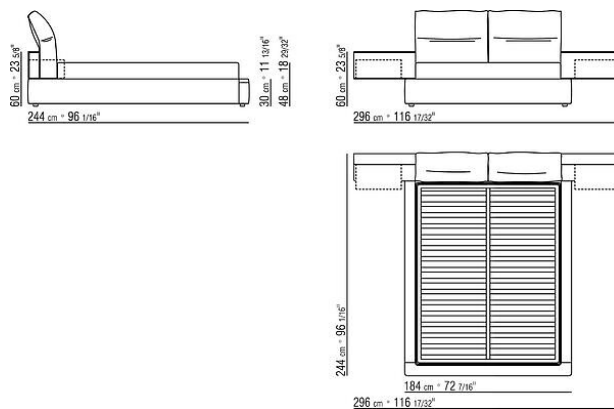
COD. 0243VC



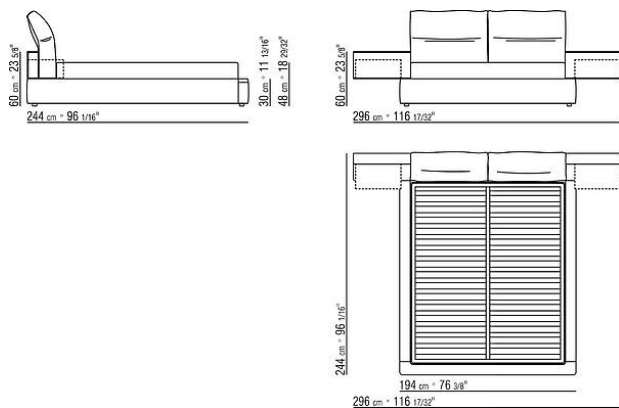
COD. 0243VE



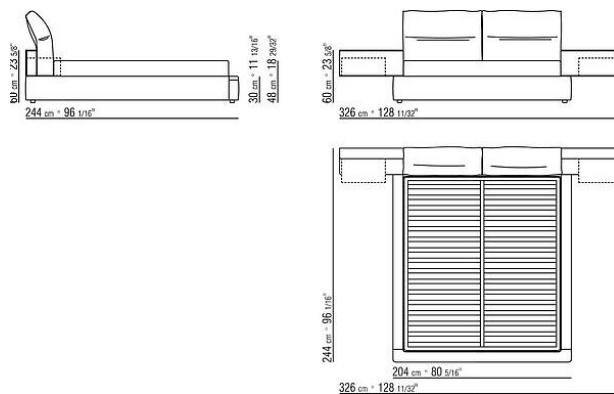
COD. 0243Q1



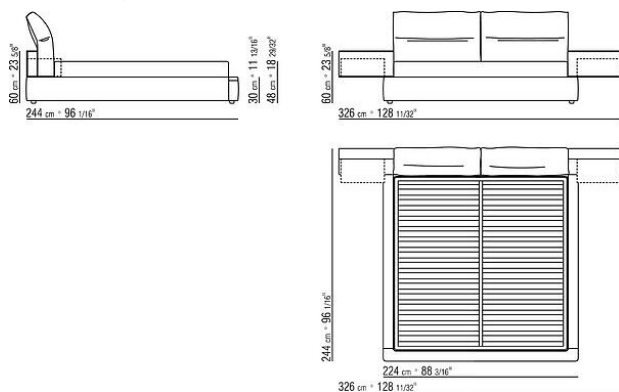
COD. 0243Q2



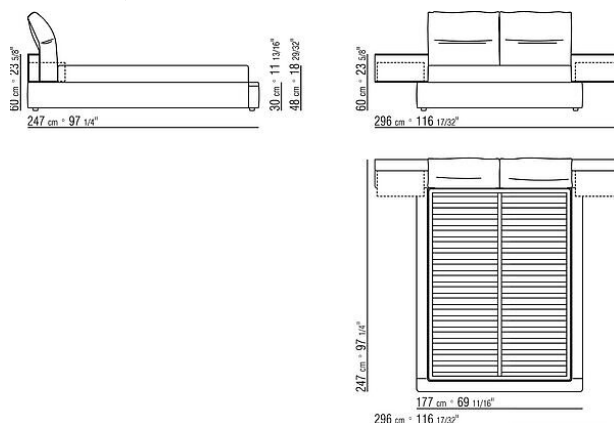
COD. 0243Q3



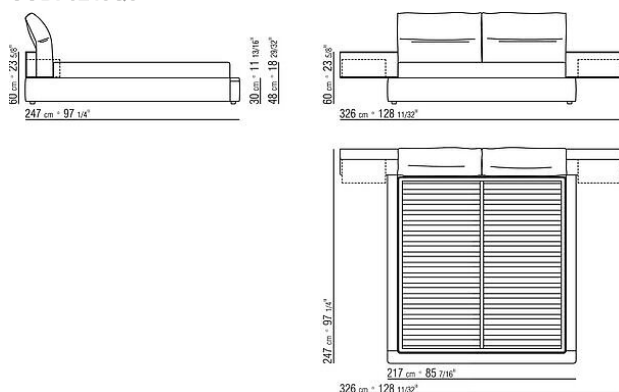
COD. 0243Q5



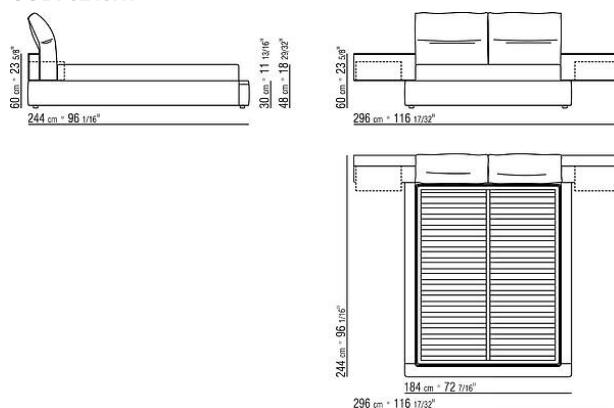
COD. 0243Q6



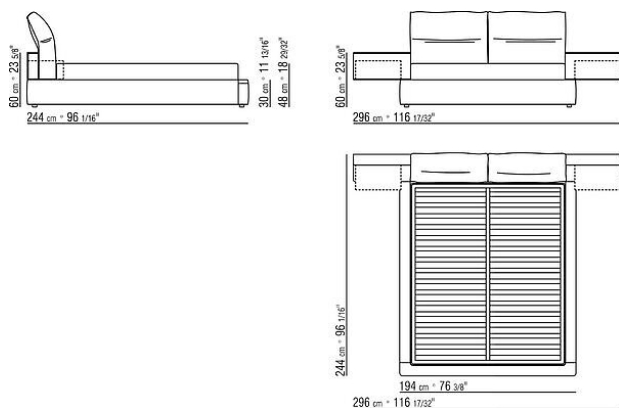
COD. 0243Q8



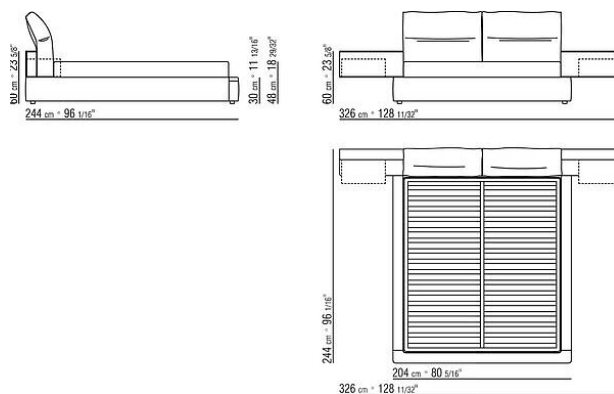
COD. 0243R1



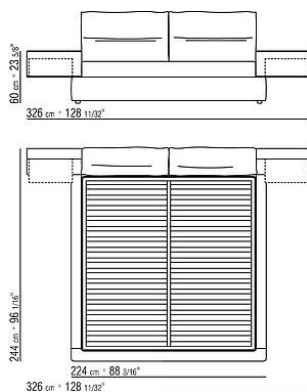

COD. 0243R2



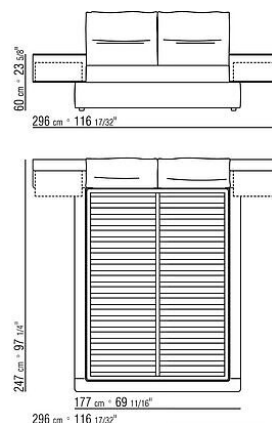

COD. 0243R3



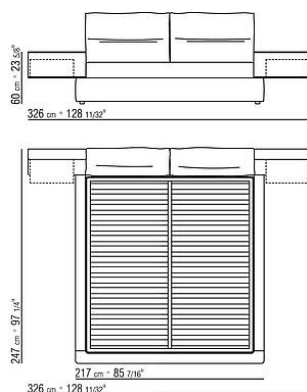

COD. 0243R5



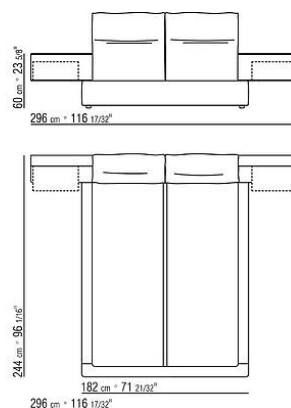

COD. 0243R6



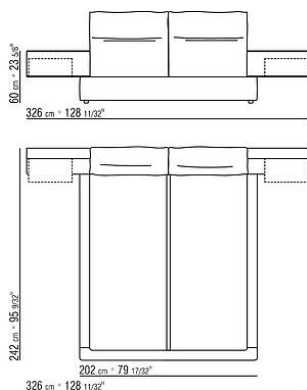
COD. 0243R8



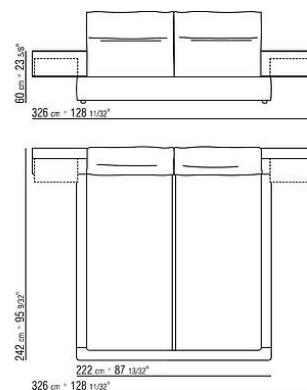
COD. 0243YA



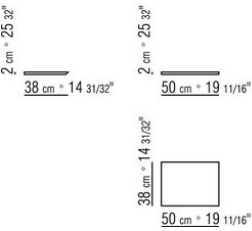
COD. 0243YC



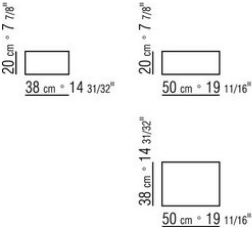
COD. 0243YE



COD. 024370

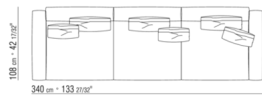


COD. 024372



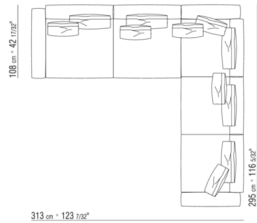
0243XA

- N.2 COD.024341 - BRACCIOLO C/MOVIMENTO CM.103 x36
- N.3 COD.024305 - ELEMENTO CM.100 x108
- N.3 COD.024398 - CUSCINO CM.45 x45
- N.3 COD.024399 - CUSCINO CM.60 x50



0243XB

- N.1 COD.024341 - BRACCIOLO C/MOVIMENTO CM.103 x36
- N.2 COD.024305 - ELEMENTO CM.100 x108
- N.1 COD.024345 - BRACCIOLO FISSO CM.88 x20
- N.3 COD.024302 - ELEMENTO CM.85 x93
- N.1 COD.024340 - BRACCIOLO C/MOVIMENTO CM.88 x36
- N.6 COD.024398 - CUSCINO CM.45 x45
- N.5 COD.024399 - CUSCINO CM.60 x50



0243XC

- N.1 COD.024341 - BRACCIOLO C/MOVIMENTO CM.103 x36
- N.3 COD.024305 - ELEMENTO CM.100 x108
- N.1 COD.024345 - BRACCIOLO FISSO CM.88 x20
- N.2 COD.024302 - ELEMENTO CM.85 x93
- N.1 COD.024350 - POUF CM.100 x85
- N.5 COD.024398 - CUSCINO CM.45 x45
- N.5 COD.024399 - CUSCINO CM.60 x50

