



MUUD. SOFA

DESIGN: EOOS.

Construction	<ul style="list-style-type: none">– steel frame with sinuous springs– swivel function: steel frame with functional mechanism	Versions	<p>The back cushion 492-RK1 is standard.</p> <p>The recommended quantity of cushions are shown with the respective model no. and are included in the price.</p> <p>Notice: If other back cushion combination is required, please specify when ordering. This may result higher or lower prices.</p> <p>The decorative cushion 301-DK8 (ticking sewn into chambers) is optionally available and can ideally be positioned over corner. When choosing the decorative cushion 301-DK8, you can do without 1x 492-RK1.</p> <p>When choosing the decorative cushion 301-DK8, we recommend to add another cushion (e.g. 301-DK3) to support the decorative cushion.</p>
Frame	legs, aluminium		
Upholstery	<p>seat:</p> <ul style="list-style-type: none">– ticking sewn into chambers with down filling and cold cure core sandwich construction– swivel récamière: with integrated micro pocket spring core– grey or black sub-cover sewn-in into the seat (grey or black depends on selected color for the overall sofa cover) <p>back cushion:</p> <ul style="list-style-type: none">– ticking sewn into chambers <p>Notice: Ticking chambers may be visible and are a sign of product's quality.</p> <p>Fabric covers with circumferential, color contrasting flatlock seam in grey or black (grey or black depends on selected color for the overall sofa cover).</p> <p>Leather covers with circumferential double fell seam (not contrasting in color).</p>		

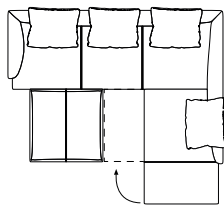
RANGE



Function

For extension récamières with swivel function: seat swivels 90 degrees beneath the static backrest. Upholstered seat 492-H1 can be used to extend the seating area.

Notice: Please note that a total depth of 250 cm is required to allow the extension récamière to rotate.

**Ordering notes**

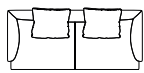
Corner-sofa variations always consist of two modules:

- module 1: corner element
- module 2: extension element or extension récamière

Information

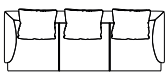
Covers are made to be consistent with the soft and yielding surface of the fill. Some cover creasing is deliberate and is not a quality issue.

free-standing sofa



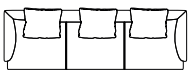
492-20
W 211 D 94 H 86
SH 42.5 SD 54 AH 71

W 83 D 37 H 33¾
SH 16¾ SD 21¼ AH 28



492-25
W 248 D 94 H 86
SH 42.5 SD 54 AH 71

W 97¾ D 37 H 33¾
SH 16¾ SD 21¼ AH 28



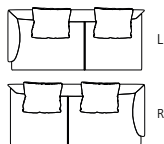
492-30
W 286 D 94 H 86
SH 42.5 SD 54 AH 71

W 112½ D 37 H 33¾
SH 16¾ SD 21¼ AH 28

in cm

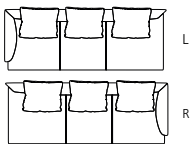
in inches

corner element



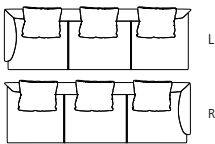
492-20 ES
W 211 D 94 H 86
SH 42.5 SD 54 AH 71

W 83 D 37 H 33¾
SH 16¾ SD 21¼ AH 28



492-25 ES
W 248 D 94 H 86
SH 42.5 SD 54 AH 71

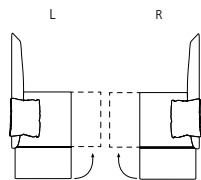
W 97¾ D 37 H 33¾
SH 16¾ SD 21¼ AH 28



492-30 ES
W 286 D 94 H 86
SH 42.5 SD 54 AH 71

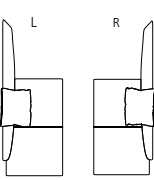
W 112½ D 37 H 33¾
SH 16¾ SD 21¼ AH 28

corner récamière



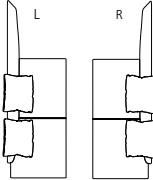
492-15 ARF
W 228 D 94 H 86
SH 42.5 SD 54

W 89¾ D 37 H 33¾
SH 16¾ SD 21¼



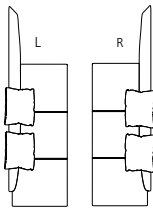
492-15 AR
W 243 D 94 H 86
SH 42.5 SD 54

W 95¾ D 37 H 33¾
SH 16¾ SD 21¼



492-20 AR
W 281 D 94 H 86
SH 42.5 SD 54

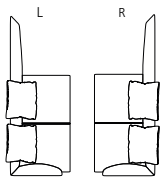
W 110¾ D 37 H 33¾
SH 16¾ SD 21¼



492-25 AR
W 318 D 94 H 86
SH 42.5 SD 54

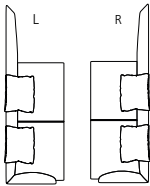
W 125¼ D 37 H 33¾
SH 16¾ SD 21¼

extension element



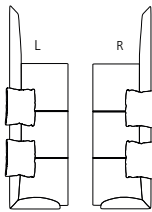
492-15 AS

W 248 D 94 H 86
SH 42.5 SD 54 AH 71



492-20 AS

W 286 D 94 H 86
SH 42.5 SD 54 AH 71



492-25 AS

W 323 D 94 H 86
SH 42.5 SD 54 AH 71

in cm

in inches

W 97¾ D 37 H 33¾
SH 16¾ SD 21¼ AH 28

W 112½ D 37 H 33¾
SH 16¾ SD 21¼ AH 28

W 127¼ D 37 H 33¾
SH 16¾ SD 21¼ AH 28

cushions and rolls



492-RK1

W 63 D 63

W 24¾ D 24¾



301-DK8

W 95 D 75

W 37½ D 29½

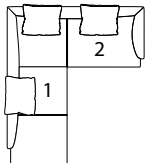


492-NKR

W 45.5 D 9.5 H 54

W 18 D 3¾ H 21¼

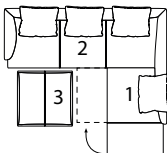
configuration example



492-Version A

W 243 D 211

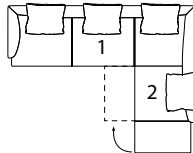
W 95¾ D 83



492-Version B

W 248 D 228

W 97¾ D 89¾



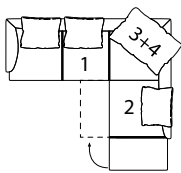
492-Version C

W 286 D 228

W 112½ D 89¾

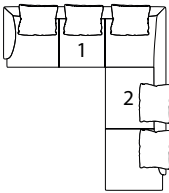
MUUD

Residential only



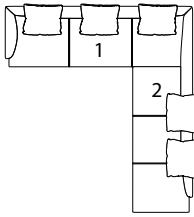
492-Version D
W 286 D 228

W 112½ D 89¾



492-Version E
W 248 D 281

W 97¾ D 110¾



492-Version F
W 286 D 318

W 112½ D 125¾

in cm

in inches