

TOGO

Design by
Michel Ducaroy

Description

All foam construction. The basic shapes are made entirely of polyether foam. 5 different densities of foam are specified for a single seat. Although the covers can theoretically be removed by a professional, we strongly recommend that this model be the object of a 'dec/rec' (recovery) service at our factory to guarantee a perfect fit. Covers are generously quilted with polyester material.

Technical Specifications

CONSTRUCTION/COMFORT

All foam construction. The basic shapes are made entirely of polyether foam. 3 different densities of foam are specified for a single seat. Although the covers can theoretically be removed by a professional, we strongly recommend that this model be the object of a 'dec/rec' (recovery) service at our factory to guarantee a perfect fit. Covers are generously quilted with polyester material.

More info at

www.ligne-roset.com

© Ligne Roset 2020



LARGE SETTEE WITHOUT ARMS

DIMENSIONS

H 700 mm - W 1740 mm - D 1020 mm - SH 380 mm -

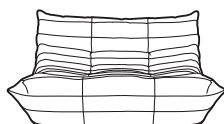
Other sizes



fireside chair

DIMENSIONS

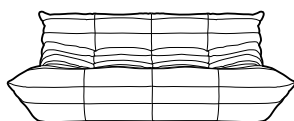
H 700 - mm
W 870 - mm
D 1020 - mm
SH 380 - mm



small settee

DIMENSIONS

H 700 - mm
W 1310 - mm
D 1020 - mm
SH 380 - mm



large settee without arms

DIMENSIONS

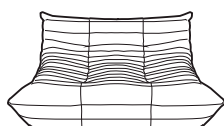
H 700 - mm
W 1740 - mm
D 1020 - mm
SH 380 - mm



corner seat

DIMENSIONS

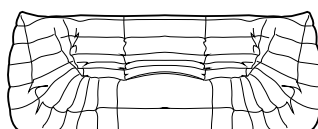
H 700 - mm
W 1020 - mm
D 1020 - mm
SH 380 - mm



lounge settee

DIMENSIONS

H 700 - mm
W 1310 - mm
D 1620 - mm
SH 380 - mm



medium settee

DIMENSIONS

H 700 - mm
W 1980 - mm
D 1020 - mm
SH 380 - mm



footstool

DIMENSIONS

W 870 - mm

D 800 - mm

SH 340 - mm