

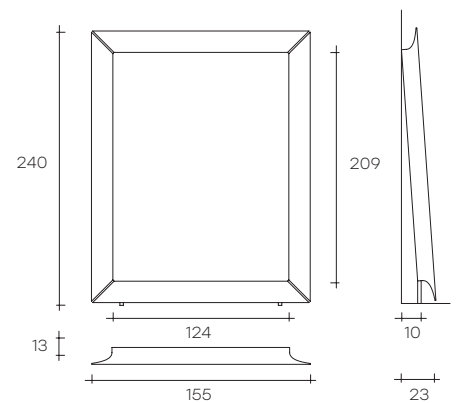
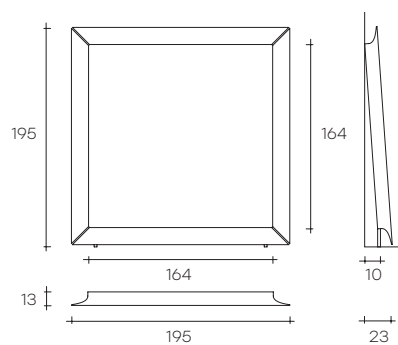
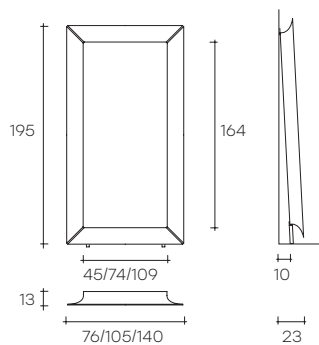


caadre

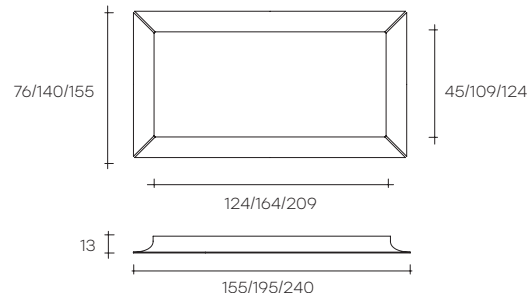
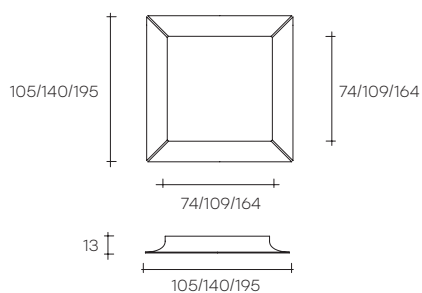
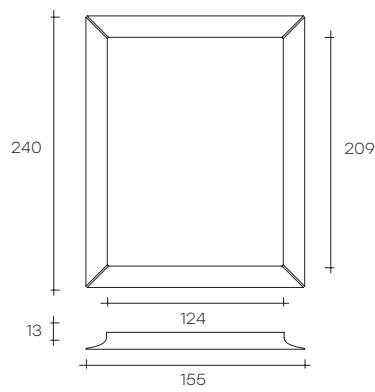
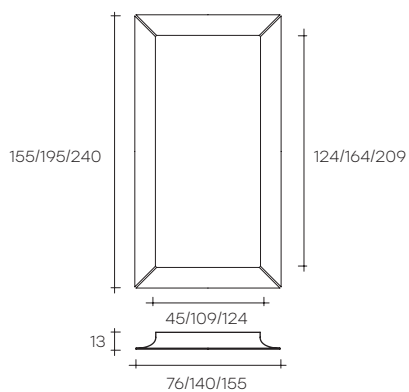
DESIGN
PHILIPPE STARCK

modello registrato
registered model

SPECCHIO DA TERRA FREE STANDING MIRROR



SPECCHIO A PARETE HANGING VERSION MIRROR



Specchio da parete o da terra con cornice formata da quattro elementi singoli in vetro da 6 mm curvato e retroargentato. Disponibile in vetro semiriflettente color Titanio o in vetro bronzo retroargentato. Possibilità di appendimento in orizzontale o verticale. Disponibile anche su misura e in configurazioni modulari.

Kit di retro-illuminazione a LED, dimmerabile e con regolazione della temperatura (opzionale).

Free-standing mirror or hanging mirror in 6 mm-thick curved glass, made of four separate back-silvered curved elements. Also available with semi-reflective titanium glass or in back-silvered

bronze glass. It can be hung horizontally or vertically. Also available custom-sized and in modular configurations. LED lighting kit with a dimmer switch and temperature regulation (optional).

dimensioni L, P, H dimensions L, W, H (cm)	COD./CODE	L	P/W	H	peso netto net weight (kg)	peso lordo gross weight (kg)	volume imballo package volume (m³)
Versione neutra. Neutral version.	650	76	13	155	26	54	0,43
	400°*	105	13	195	44	92	0,74
	500°*	76	13	195	35	75	0,60
	640°*	140	13	195	55	105	0,88
	444°*	195	13	195	80	160	1,23
	645°*	155	13	240	74	139	1,20
	612	105	13	155	31	71	0,60
	610	105	13	105	22	51	0,42
	300	140	13	140	40	85	0,75

° Modelli forniti con piedini smontabili per versione da terra.

° Items provided with removable feet for free standing version.

* Accessori / Accessories

dimensioni L, P, H dimensions L, W, H (cm)	COD. SPECCHIO MIRROR CODE	COD. KIT LUCE KIT CODE	peso netto net weight (kg)	peso lordo gross weight (kg)	volume imballo package volume (m³)
Kit di retro-illuminazione a LED, dimmerabile e con regolazione della temperatura. <i>LED lighting kit with a dimmer switch and temperature regulation.</i>	500	LED/500	2	4	0,04
	400 - 408	LED/400	2	4	0,04
	640	LED/640	2,5	4,5	0,04
	444 - 448	LED/444	3	5	0,04
	645	LED/645	4	6	0,05

Prodotto marcato CE, disponibile solo per mercato europeo.
CE certification, only for European countries available.

**FINITURE VETRO SPECCHIO CENTRALE**
CENTRAL MIRROR GLASS FINISH**SPESSORE**
THICKNESS

Vetro extralight <i>Extralight glass</i>	6 mm
Vetro fumè <i>Smoked glass</i>	6 mm
Vetro bronzo <i>Bronze glass</i>	6 mm

FINITURE VETRO PARTE CURVA
CURVED GLASS FINISH**SPESSORE**
THICKNESS

Vetro extralight <i>Extralight glass</i>	6 mm
Vetro extralight retrolaccato RAL (non argentato) <i>Extralight RAL back-lacquered glass (not silvered)</i>	6 mm
Vetro titanio (vetro fumè retroargentato - cod. Art. /TN) <i>Titanium glass (back silvered smoked glass - cod Art. /TN)</i>	6 mm
Vetro bronzo (cod. Art. /BR) <i>Bronze glass (cod. Art. /BR)</i>	6 mm

FINITURE VETRO PARTE CURVA + VETRO SPECCHIO CENTRALE
CURVED GLASS+CENTRAL MIRROR GLASS FINISH**SPESSORE**
THICKNESS

Vetro extralight <i>Extralight glass</i>	6 mm
Vetro titanio (vetro fumè retroargentato - cod. Art. /TTN) <i>Titanium glass (back silvered smoked glass - cod Art. /TTN)</i>	6 mm
Vetro bronzo (cod. Art. /BRBR) <i>Bronze glass (cod. Art. /BRBR)</i>	6 mm

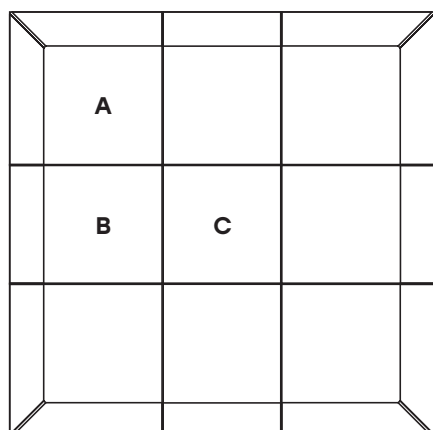
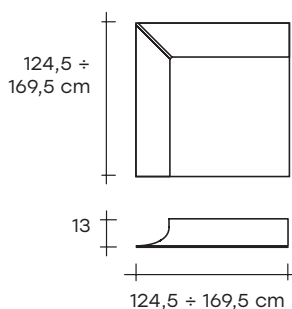
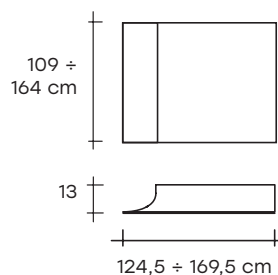
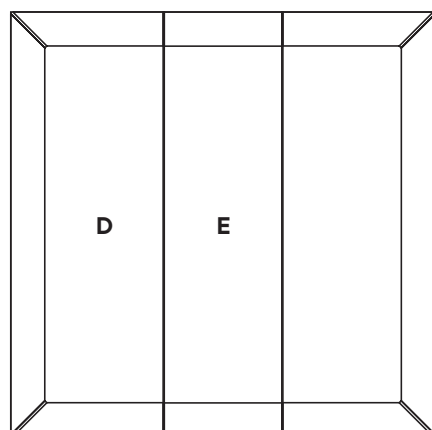
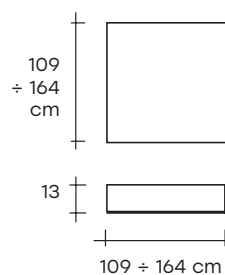
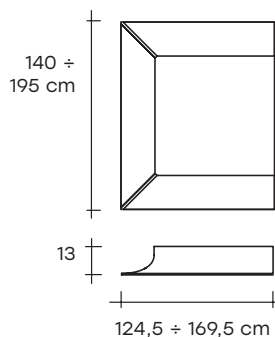
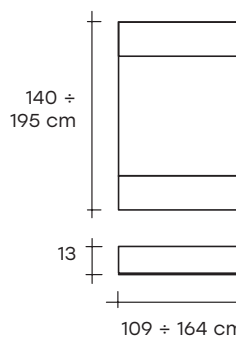


CAADRE MODULARE CAADRE IN MODULAR CONFIGURATIONS

Per dimensioni superiori ad L. 240 cm lo specchio verrà realizzato in moduli.
Per misure e finiture su richiesta rivolgersi all'ufficio commerciale.

*For dimensions over 240 cm, the mirror will be made in modules.
For relevant dimensions and finish contact FIAM customer service.*

MODULI DISPONIBILI AVAILABLE MODULES

**Mod. A****Mod. B****Mod. C****Mod. D****Mod. E****Mod. E**