

## Kelvin Edge Base

by Antonio Citterio , 2015



Adjustable table lamp providing direct light. Aluminium painted or chromed body, with die cast head, joints and forks, and extruded arms. Diffuser in photoengraved polycarbonate and aluminate on the perimeter. Edge Lighting technology light source. Optical switch sensor placed on the head that provide 3-step dimming function and color temperature adjustment at 2700K or 3200K. Power cord length 150 cm. Plug-in power supply with interchangeable plugs.



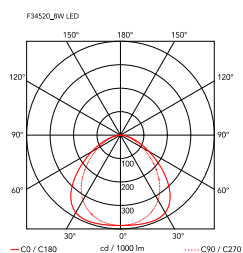
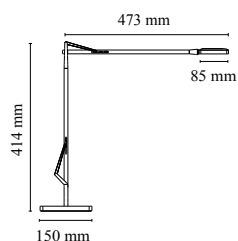
Mounting	Table
Environment	Indoor
Weight	3 Kg
Light sources available	1 x EDGE LIGHTING 7W 306lm 2700/3200K CRI 90 [i] DIMMER K SELECTION
Emergency	Without
Switching	Optical switch sensor placed on the head
Voltage	100-240/24V
Power	7W
Battery	No
Supply included	Yes

Materials Aluminum

Colors

- F3452030 - Black
- F3452009 - White
- F3452033 - Titanium
- F3452057 - Chrome

Certificate



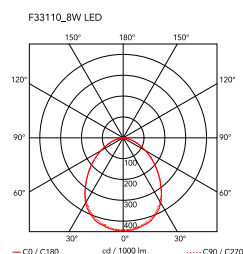
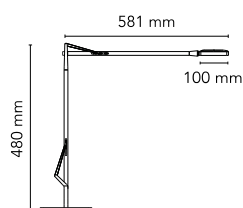
## Kelvin Led Base

by Antonio Citterio with Toan Nguyen , 2009

Adjustable table lamp providing direct lighting, with double pantograph arm and adjustable head. Fused aluminum alloy body. Die-cast aluminum outer head, with injection-molded methacrylate diffuser. BASE external cover in ABS. Extruded aluminum alloy square tube (12x12mm) structure, machined mechanically, so that it houses a stainless steel load-compensation spring and injection-molded acetal resin sliding blocks. 3 mm diameter wire outer tie rods. Available in white, anthracite, black or chrome finishes. The ON/OFF switch is electronic with optical mechanism located in the head.

Two possibilities to choose:


- PERSONAL MODE (orange switch) Dimm the light intensity you like.
- GREEN MODE (green switch) Now Kelvin LED becomes Green, saving even more energy thanks to his automatic compensation of the ambience light.



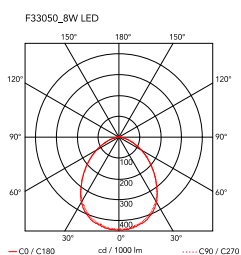
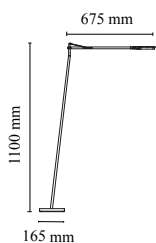
Mounting	Base
Environment	Indoor
Weight	4.8 Kg
Light sources available	30 x TOP LED 7,5W 556lm total 3000K CRI 95 [i] GREEN MODE
Emergency	Without
Voltage	100-240/24V
Power	7,5W
Battery	No
Supply included	Yes
Cord Length	1800 mm
Materials	Aluminum
Colors	<ul style="list-style-type: none"> <li>● F3311030 - Glossy Black</li> <li>● F3311009 - Glossy White</li> <li>● F3311033 - Anthracite</li> <li>● F3311057 - Chrome</li> </ul>
Certificate	

## Kelvin Led Floor

by Antonio Citterio with Toan Nguyen , 2011



Floor lamp. Head in pressofused aluminium, diffuser in PC. Power pack on plug, base cover in injection printed PC, counterweight in iron cut and painted by means of a cataphoresis process. Directionable head. Three-step ON/OFF switch with Soft Touch technology. Base separated from the lamp body with safety locking pin.



Mounting	Floor
Environment	Indoor
Weight	3.8 Kg
Light sources available	30 x TOP LED 8W 556lm total 2700K CRI 95 [i] DIMMING
Emergency	Without
Voltage	100-240/24V
Power	8W
Battery	No
Supply included	Yes

Cord Length	1500 mm
Materials	Aluminum

Colors	<div>● F3305030 - Black</div> <div>● F3305009 - White</div> <div>● F3305033 - Anthracite</div>
--------	--

Certificate	
-------------	--

## Minikelvin LED

by Antonio Citterio , 2011



Table lamp providing direct light. Head in pressofused aluminium, diffuser in photo-engraved methacrylate with aluminate surround. Power pack on plug, base in pressofused zamak. Directionable head. ON/OFF switch with Soft Touch technology and light flow adjustment to 2 intensities (100% – 50% – 0%). Power pack on plug with interchangeable plugs.



Mounting	Table
Environment	Indoor
Weight	0.8 Kg
Light sources available	36 x TOP LED 4W 97lm 3000K total CRI80 [i] DIMMING
Emergency	Without
Voltage	100-240/24V
Power	4W
Battery	No
Supply included	Yes

Materials Aluminum

Colors  F4180057 - Chrome

Certificate

