

## REVERSI '14 — STUDIO HANNES WETTSTEIN 2014

1—  
7



Reversi si rinnova in Reversi '14. Il disegno, un classico dello studio Wettstein, è attento alle nuove tendenze che vogliono più morbidezza, braccioli ampi e imbottiture al top della tecnologia. Grazie ai movimenti degli schienali, la profondità delle sedute è regolabile e permette di creare, nel singolo divano, ora uno spazio di lavoro ora una coinvolgente isola relax.

**SCHEDA  
TECNICA**

REGISTERED  
DESIGN

IX.2018

## FINITURE

### RIVESTIMENTI

tessuto - pelle, completamente sfoderabili.

### FINITURE BASAMENTO

alluminio lucido - cromo nero - peltro

Molteni & C

## INFORMAZIONI TECNICHE

### INTERNO STRUTTURA

Telaio composto da legno massello di Abete (Picea abies) e pannelli di particelle di legno, con cinghie elastiche.

### IMBOTTITURA STRUTTURA

Poliuretano espanso ad alta portanza a densità variabile. Fodera in vellutino accoppiato.

### CUSCINI SEDUTA

Inserto in poliuretano sagomato e piuma sterilizzata. Fodera in cotone 100%.

### CUSCINI SCHIENALE

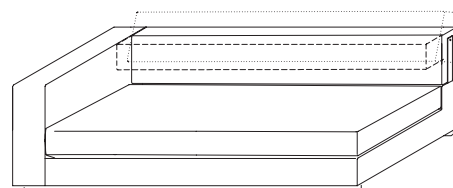
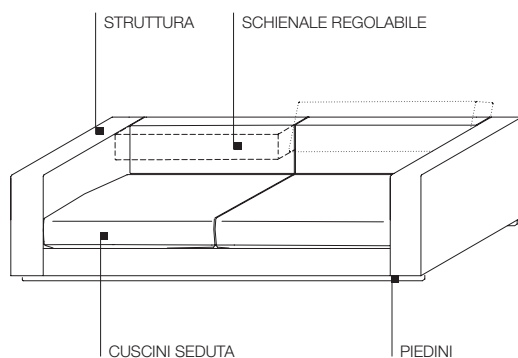
Fibra poliestere, piuma sterilizzata. Fodera in cotone 100%.

### PIEDINI

Alluminio lucido, cromato nero o verniciato peltro con appoggio a terra in materiale plastico.

### RIVESTIMENTO ESTERNO SFODERABILE

(Vedi scheda allegata, specifica del rivestimento).



## SCHEDA TECNICA

REGISTERED  
DESIGN

IX.2018

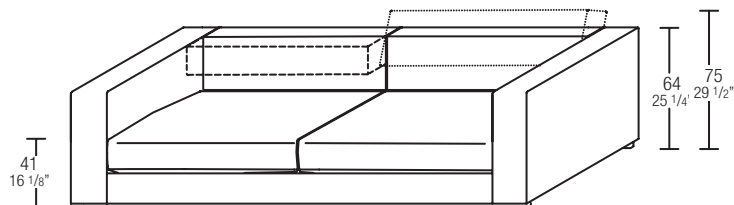
REVERSI '14—  
STUDIO  
HANNES  
WETTSTEIN  
2014

Molteni & C

3—  
7

## DIMENSIONI

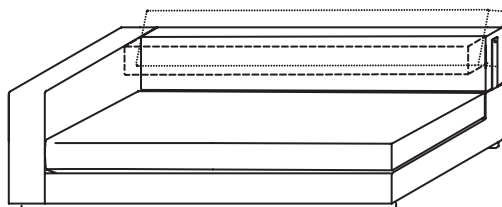
### Divano con 2 schienali con meccanismo




### Avvertenze

Le composizioni devono sempre essere chiuse lateralmente da un bracciolo

### Terminale con 1 schienale con meccanismo



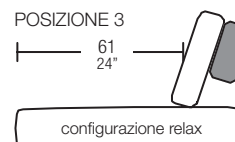
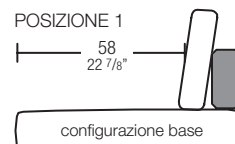
### Esempio compositivo ad angolo



**Attenzione:**  
nelle composizioni con angolo  
aggiungere cuscino  
**cod. CU/BR60**



### Posizioni schienale regolabile



### SCHEDA TECNICA

REGISTERED  
DESIGN

IX.2018

moltenigroup.com

Dimensioni espresse in centimetri e pollici. L'azienda si riserva il diritto di apportare modifiche ai modelli senza preavviso. Le informazioni qui riportate sono basate sugli ultimi dati pubblicati a listino.

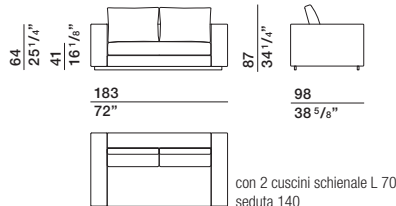
## DIMENSIONI

### Attenzione

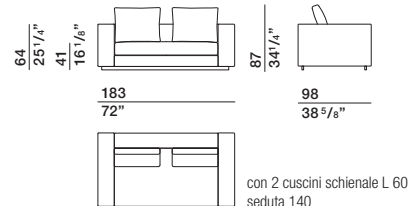
Nei divani **DV180A** e **DV180B** lo schienale della struttura è intero

#### divano

##### DV180A

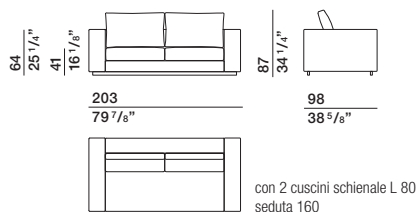


##### DV180B

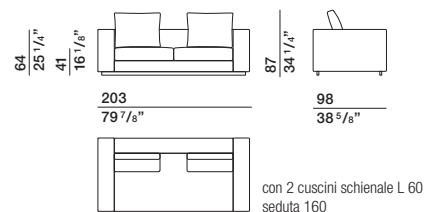


#### divano

##### DV200A

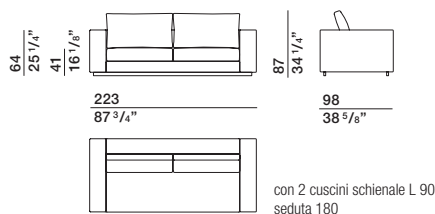


##### DV200B

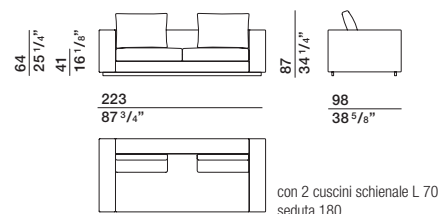


#### divano

##### DV220A

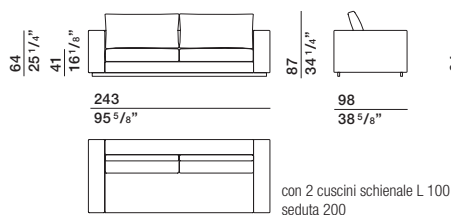


##### DV220B

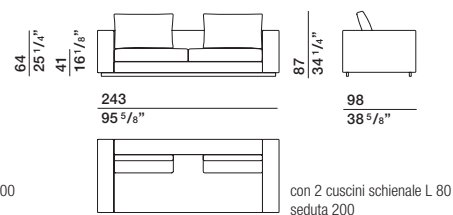


#### divano

##### DV240A

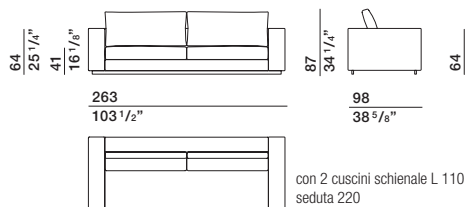


##### DV240B

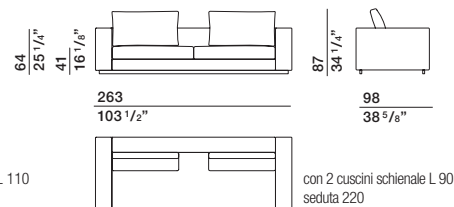


#### divano

##### DV260A

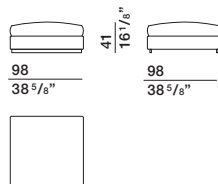


##### DV260B

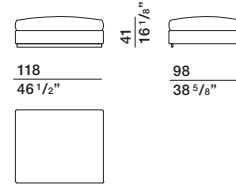


#### pouf

##### PF95



##### PF115



### SCHEDA TECNICA

REGISTERED  
DESIGN

IX.2018

## DIMENSIONI

### Attenzione

Questi elementi  
non possono mai  
essere usati  
singolarmente

### Attenzione

Questi elementi  
non possono mai  
essere usati  
singolarmente

### Attenzione

Questi elementi  
non possono mai  
essere usati  
singolarmente

### Attenzione

Questi elementi  
non possono mai  
essere usati  
singolarmente

### Attenzione

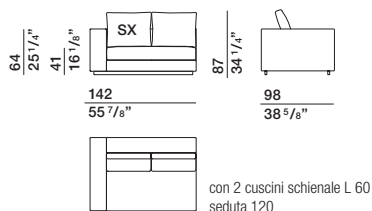
Questi elementi  
non possono mai  
essere usati  
singolarmente

### Attenzione

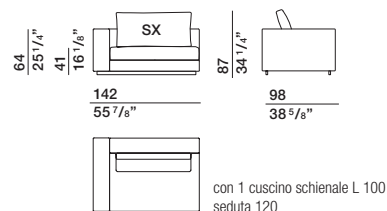
Questi elementi  
non possono mai  
essere usati  
singolarmente

#### terminale

##### T140A dx - sx

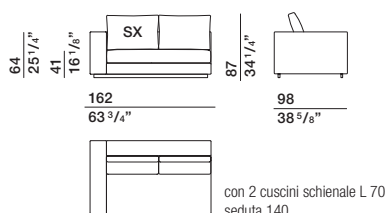


##### T140B dx - sx

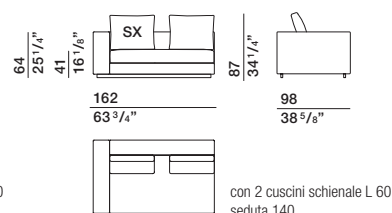


#### terminale

##### T160A dx - sx

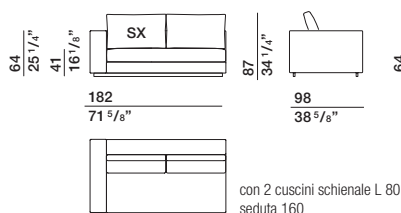


##### T160B dx - sx

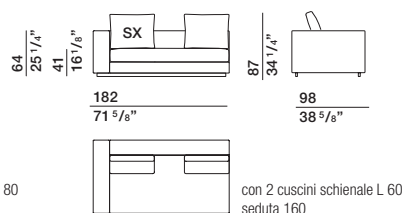


#### terminale

##### T180A dx - sx

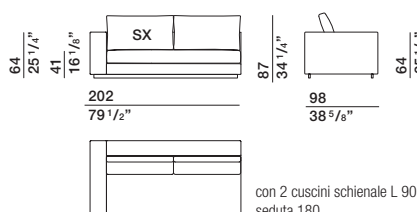


##### T180B dx - sx

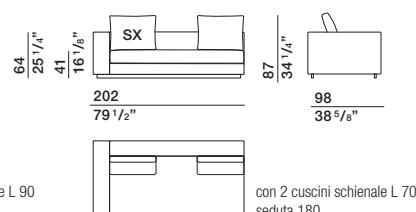


#### terminale

##### T200A dx - sx

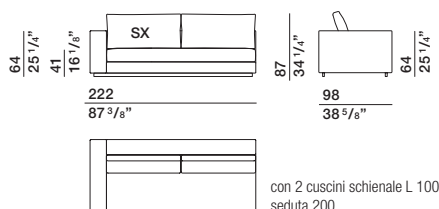


##### T200B dx - sx

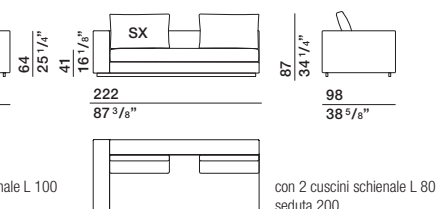


#### terminale

##### T220A dx - sx

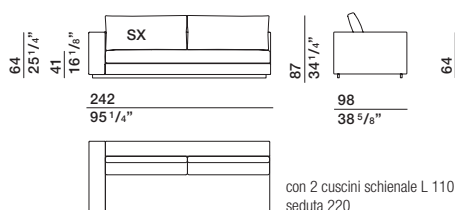


##### T220B dx - sx

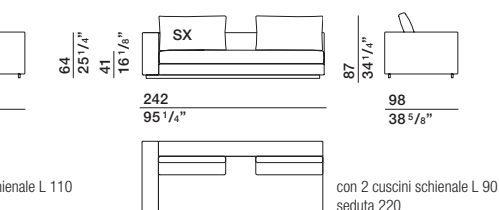


#### terminale

##### T240A dx - sx



##### T240B dx - sx

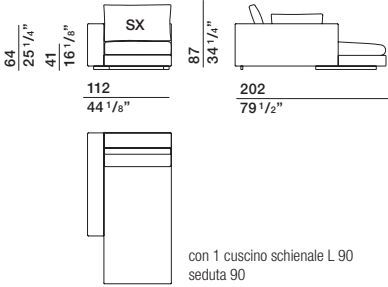


DIMENSIONI

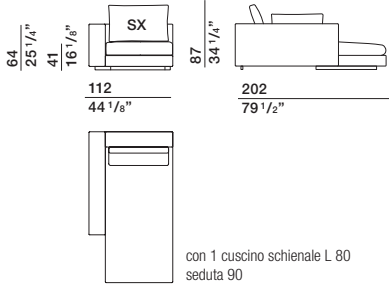
**Attenzione**  
Questi elementi  
non possono mai  
essere usati  
singolarmente

chaise longue

CL200A dx - sx

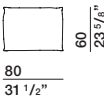


CL200B dx - sx



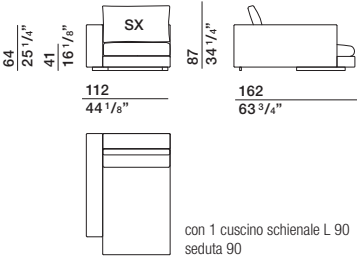
cuscino bracciolo  
opzionale per CL200

CU/BR80

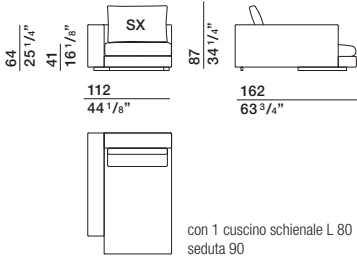


chaise longue

CL160A dx - sx

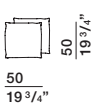


CL160B dx - sx



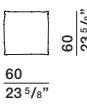
coppia cuscini  
aggiuntivi

CCQ/50



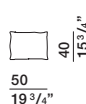
cuscino  
aggiuntivo

CU/60



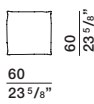
cuscino  
aggiuntivo

CU50/40



cuscino aggiuntivo  
per composizioni con angolo

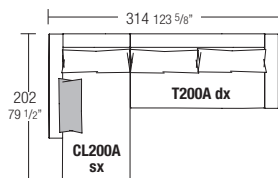
CU/BR60



## ESEMPI DI COMPOSIZIONI

### composizione 1

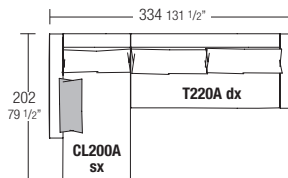
chaise longue CL200A sx  
terminale T200A dx  
cuscino CU/BR80



R4C01

### composizione 2

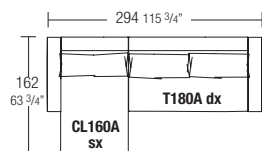
chaise longue CL200A sx  
terminale T220A dx  
cuscino CU/BR80



R4C02

### composizione 3

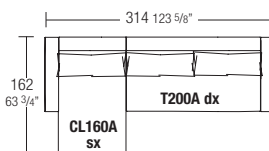
chaise longue CL160A sx  
terminale T180A dx



R4C03

### composizione 4

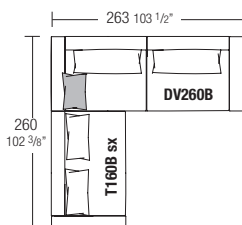
chaise longue CL160A sx  
terminale T200A dx



R4C04

### composizione 5

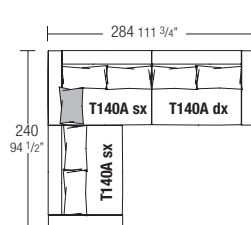
terminale T160B sx  
divano DV260B  
cuscino CU/BR60



R4C05

### composizione 6

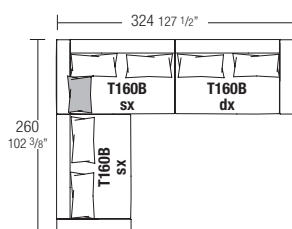
2 terminali T140A sx  
terminale T140A dx  
cuscino CU/BR60



R4C06

### composizione 7

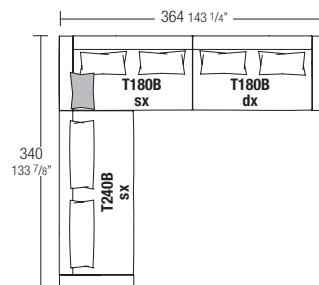
2 terminali T160B sx  
terminale T160B dx  
cuscino CU/BR60



R4C07

### composizione 8

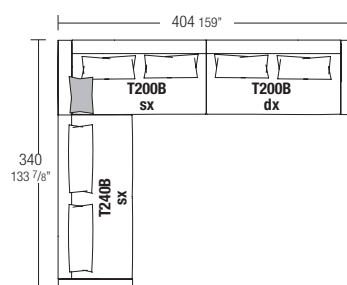
terminale T240B sx  
terminale T180B sx  
terminale T180B dx  
cuscino CU/BR60



R4C08

### composizione 9

terminale T240B sx  
terminale T200B sx  
terminale T200B dx  
cuscino CU/BR60



R4C09

Molteni & C

7—  
7

SCHEDA  
TECNICA

REGISTERED  
DESIGN

IX.2018