

## **FREESTYLE —** FERRUCCIO LAVIANI 2006

**1—**  
5



Freestyle è un sistema componibile che amplifica le possibilità di arredo. Elementi lineari e angolari, braccioli classici o a guanciaie, terminali trapezoidali e isole, sedili e schienali di varie dimensioni per abbinamenti simmetrici o asimmetrici, cuscini aggiuntivi e tessuti diversi per effetti monocromatici o a toni alternati.

**SCHEDA  
TECNICA**

IX.2018

## FINITURE

### RIVESTIMENTI

tessuto - pelle, completamente sfoderabili.

**Molteni & C**

## INFORMAZIONI TECNICHE

### SEDILE

Struttura interna composta da un telaio in legno massello di Abete (Picea abies) e pannelli di particelle di legno, con cinghie elastiche. Imbottitura in poliuretano espanso ad alta portanza e densità variabile. Fodera in vellutino accoppiato.

### SEDILE CON CUSCINO

Struttura interna composta da un telaio in legno massello di Abete (Picea abies) e pannelli di particelle di legno, con cinghie elastiche. Imbottitura in poliuretano espanso ad alta portanza e densità variabile. Fodera in vellutino accoppiato. Cuscino con imbottitura in scaglie di poliuretano e piuma sterilizzata, fodera cotone 100%.

### BRACCIOLO E SCHIENALE

Struttura interna composta da un telaio in legno massello di Abete (Picea abies) e pannelli di particelle di legno. Imbottitura in poliuretano espanso ad alta portanza e densità variabile. Fodera in vellutino accoppiato.

### CUSCINI AGGIUNTIVI

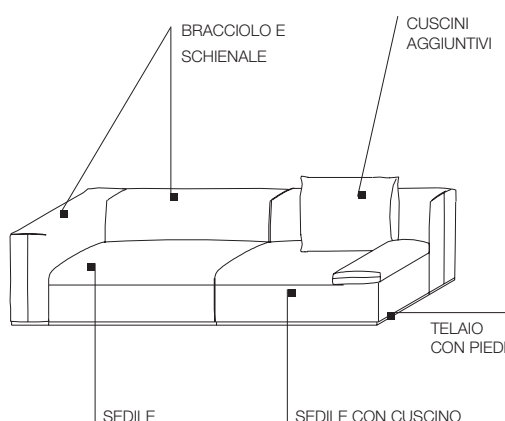
Imbottitura in scaglie di poliuretano e piuma sterilizzata, fodera cotone 100%.

### TELAIO CON PIEDI

In metallo verniciato con puntali d'appoggio regolabili in materiale plastico antiscivolo.

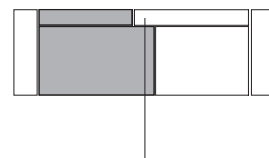
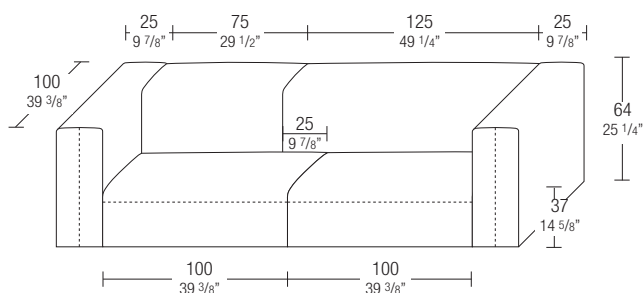
### RIVESTIMENTO ESTERNO SFODERABILE

(Vedi etichetta allegata, specifica del rivestimento).



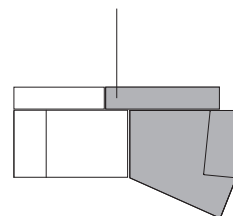
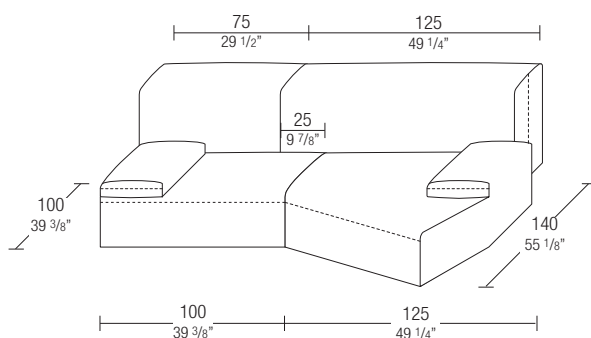
## DIMENSIONI

### Esempio schienali asimmetrici rispetto ai sedili

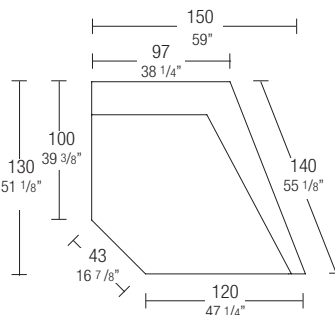
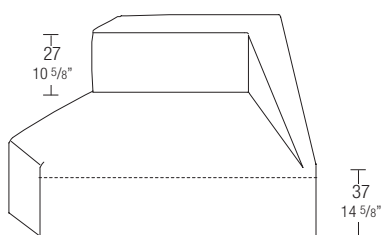


Le sporgenze o rientranze dello schienale rispetto al sedile sono al massimo di 25 cm (9 7/8")

### Esempio sedili con cuscino



### Isola

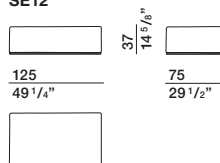


L'unico vincolo compositivo è l'accostamento dell'isola a sedili con schienali allineati.

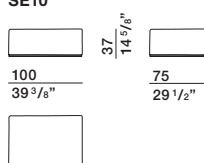
## DIMENSIONI

### sedile

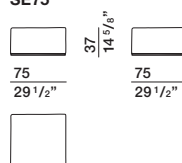
#### SE12



#### SE10

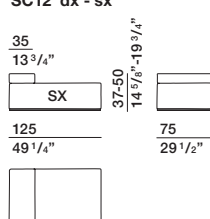


#### SE75

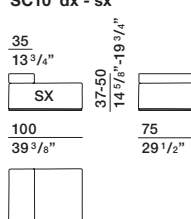


### sedile con cuscino

#### SC12 dx - sx

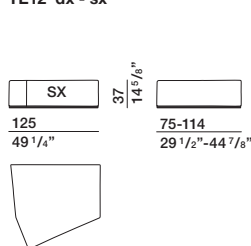


#### SC10 dx - sx



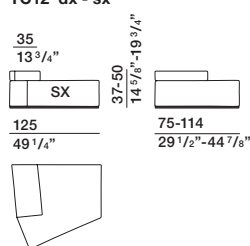
### terminale

#### TE12 dx - sx



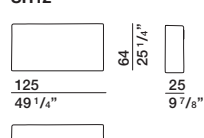
### terminale con cuscino

#### TC12 dx - sx

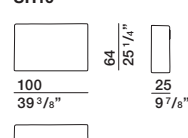


### schienale

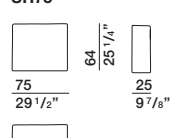
#### SH12



#### SH10

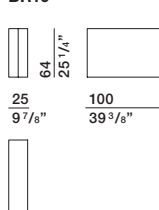


#### SH75



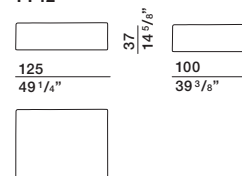
### bracciolo

#### BR10

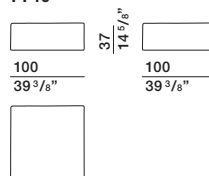


### pouf

#### PF12

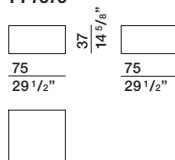


#### PF10

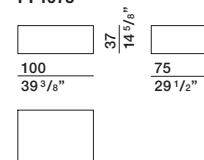


### pouf

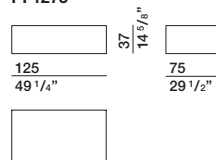
#### PF7575



#### PF1075



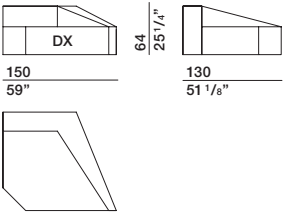
#### PF1275



DIMENSIONI

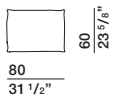
isola

IS15 dx - sx

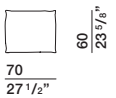


cuscino aggiuntivo

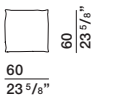
CU/80



CU/70



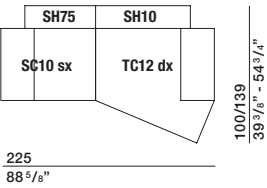
CU/60



ESEMPI DI COMPOSIZIONI

composizione 5

L05



composizione 11

A11

