

**FLEXFORM**

FLEXFORM | **MADE IN ITALY**



## **EDEN** *ANTONIO CITTERIO* **2010 | 2016**

**DIVANI LETTO** SOFA BEDS

---

**FLEXFORM** Spa

Via Einaudi 23/25 20821 Meda (MB) Italy | Tel. +39 0362 3991 | Fax +39 0362 399228 | [info@flexform.it](mailto:info@flexform.it) | [www.flexform.it](http://www.flexform.it)

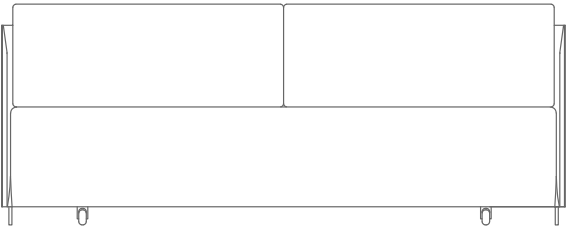
EDEN | ANTONIO CITTERIO | 2010 | 2016

**TIPOLOGIE** CHAISELONGUE/DORMEUSE - DIVANI LETTO - LETTI  
**PRODOTTO** DIVANO LETTO  
**STRUTTURA** IN METALLO E LEGNO RIVESTITA IN CUIOIO NEI COLORI: BIANCO (5007), GRIGIO (5003), TESTA DI MORO (5004), TESTA DI MORO SCURO (5013), NERO (5005), OLIVA (5006), ROSSO BULGARO (5008), SABBIA (5001), TABACCO (5015)  
**PIEDE** IN METALLO ART.: 15F02-15F04-15F11 DISPONIBILE NELLE FINITURE: CROMATO, SATINATO, BRUNITO, CHAMPAGNE O CROMO NERO. PER GLI ARTICOLI 15F02 – 15F04 VERSIONE ALI IN CUIOIO APRIBILI  
**CUSCINI SCHIENALE** IN POLIURETANO E DACRON  
**CUSCINO SEDUTA** MATERASSO IN POLIURETANO RIVESTITO IN TESSUTO PROTETTIVO  
**CUSCINI** IN PIUMA D'OCA, CON INSERTO GUANCIALE O PIUMINO SU RICHIESTA CON SUPPLEMENTO DI PREZZO  
**PIANALE** CON DOGHE LEGNO  
**RIVESTIMENTI** IN TESSUTO COMPLETAMENTE SFODERABILE

**DIVANO LETTO 167** MATERASSO CM 160X200  
**DIVANO LETTO 187** MATERASSO CM 180X200

**DIVANO LETTO 214** SECONDO LETTO ESTRAIBILE CON SOLLEVAMENTO MEDIANTE MECCANISMO BREVETTATO, PIANALE IN DOGHE DI LEGNO, STRUTTURA IN METALLO LACCATO GRIGIO

**DIVANO LETTO 214** MATERASSO SUPERIORE CM 86X208 - MATERASSO INFERIORE CM 82X202



**CATEGORIES** CHAISE LONGUE/DORMEUSE - SOFA BEDS - BEDS  
**PRODUCT** SOFA BED  
**FRAME AND BACKREST** IN METAL AND WOOD COVERED WITH HIDE LEATHER: RUSSIAN RED (5008), WHITE (5007), OLIVE (5006), BLACK (5005), DARK BROWN (5004), DARK BROWN EXTRA (5013), GREY (5003), SAND (5001), TOBACCO (5015)  
**WINGS' FEET** ART.:15F02-15F04-15F11 IN SATINED, CHROMED , BURNISHED, CHAMPAGNE OR BLACK CHROMED METAL.  
**BACKREST CUSHIONS** IN POLYURETHANE AND DACRON  
**SEAT CUSHION** MATTRESS IN POLYURETHANE COVERED WITH PROTECTIVE FABRIC LINING  
**THROW PILLOWS** DOWN-FILLED ON REQUEST WITH UPCHARGE. AVAILABLE ALSO WITH SLEEPING PILLOW OR DUVET  
**PLATFORM** WITH WOODEN SLATS  
**UPHOLSTERY** REMOVABLE FABRIC COVERS

**SOFA BED 167** MATTRESS CM 160X200  
**SOFA BED 187** MATTRESS CM 180X200

**SOFA BED 214** SECOND BED WITH PULL-OUT PATENTED MECHANISM, PLATFORM WITH WOODEN SLATS, BED FRAME IN GREY LACQUERED METAL

**SOFA BED 214** TOP MATTRESS CM 86X208 - LOWER MATTRESS CM 82X202

**PRODUKTARTEN** CHAISELONGUE/ DORMEUSE - BETT-SOFAS - BETTEN  
**PRODUKT** BETT-SOFA  
**GESTELL** METALL- UND HOLZGESTELL MIT KERNLEDER BEZOGEN IN DEN FARBEN: WEISS (5007), GRAU (5003), TESTA DI MORO DUNKELBRAUN (5004), TESTA DI MORO EXTRA DUNKELBRAUN (5013), SCHWARZ (5005), OLIVGRÜN (5006), BULGAREN ROT (5008), SAND (5001), TABAK (5015)  
**FÜSSE** ART. 15F02-15F04-15F11 METALLFÜSSE, SATINIERT, CHROM, SCHWARZ CHROM, BRÜNIERT ODER CHAMPAGNER  
**RÜCKENKISSEN** AUS POLYURETHAN UND DACRON  
**SITZKISSEN** AUFLAGE AUS POLYURETHAN MIT PASSENDEM STOFFSCHUTZBEZUG  
**KISSEN** MIT DAUNENFÜLLUNG - KOPFKISSEN ODER DAUNENDECKE KÖNNEN SEPARAT BESTELLT WERDEN  
**LIEGEFLÄCHE** LATTENROST AUS HOLZ  
**BEZÜGE** ABZIEHBARE STOFFBEZÜGE

**SCHLAFSOFA 167** MATRATZE 160X200 CM  
**SCHLAFSOFA 187** MATRATZE 180X200 CM

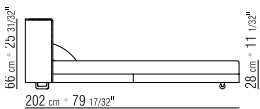
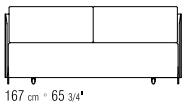
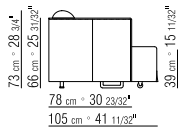
**SCHLAFSOFA 214** AUSZIEHBARE LIEGE-FLÄCHE AUSZIEHBAR MIT PATENTIERTEM MECHANISMUS, LATTENROST MIT HOLZLAT-TEN, BETTGESTELL AUS GRAU LACKIERTEM METALL

**SCHLAFSOFA 214** OBER MATRATZE 86X208 CM - UNTERE MATRATZE 82X202 CM

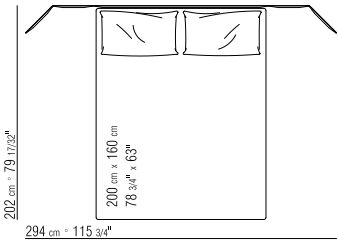
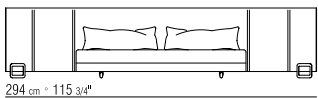




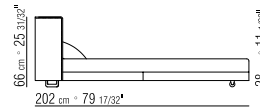
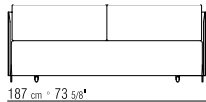
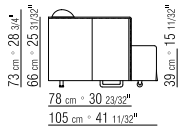
COD 15F02



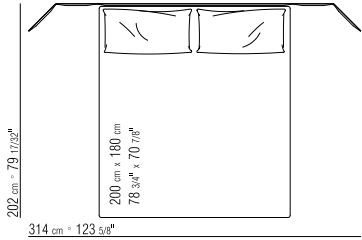
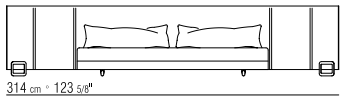
COD 15F02/LETTO APERTO



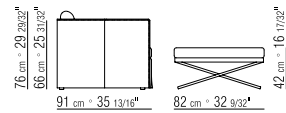
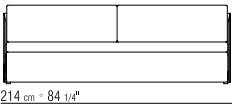
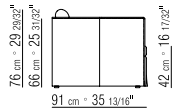
COD 15F04



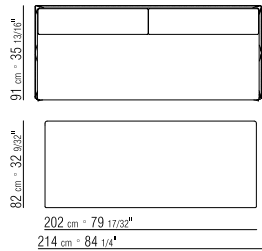
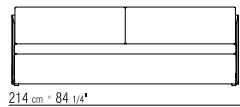
COD 15F04/LETTO APERTO



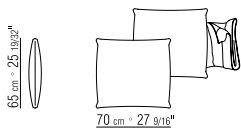
COD 15F13



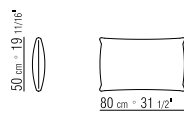
COD 15F13/LETTI APERTI



COD 15F97



COD 15F98



COD 15F99

