

MOOD

An intimate look

2018/19

An intimate look



CONTENTS

4
Introduction

9
Photographic index

21
The looks

187
Textile Moodboards

203
Materials

211
Technical sheets



Intima e ricercata. Questa è l'atmosfera che si respira nella collezione Flexform Mood. Ambienti sofisticati e ricchi di charme, nei quali materiali pregiati, tessuti raffinati e forme che attingono alla memoria evocano sensazioni che trovano una mirabile sintesi nel claim “An intimate look”, che riassume perfettamente la filosofia progettuale del brand. La collezione si muove in un'area di gusto che spazia tra il retrò ed il decò, con echi di ispirazione modernista. Gli stilemi della tradizione vengono reinterpretati in chiave contemporanea, le forme ridisegnate, le proporzioni asciugate. L'allure ed il sapore dei pezzi di memoria vengono esaltati da un gioco di sorprendenti contrapposizioni e da ambientazioni in contesti architettonici volutamente essenziali e di gusto spiccatamente contemporaneo. Divani, poltrone, tavoli, sedie e letti diventano i protagonisti di un racconto per immagini che suscita emozioni e induce uno stato di calma e benessere.

La casa come il luogo dell'intimità, al riparo dal clamore esterno. Il silenzio come tendenza, quello evocato dagli oggetti, dai colori, da un linguaggio estetico pacato.

Intimate and sophisticated. This is the aura that envelops the Flexform Mood collection. Stylish, gorgeous interiors, where premium materials, luxurious fabrics and shapes inspired by yesteryear kindle sensations that culminate in the image of “An intimate look” – perfect encapsulation of the brand's design philosophy.

The collection's stylistic mood flows from retro to art deco with flashes of modern inspiration. Traditional stylistic features are reinterpreted with a contemporary flair, shapes redesigned and proportions scaled down. The fascination and flavor of styles remembered are heightened in an interplay of unexpected juxtapositions and deliberately minimal architectural settings with a distinctly contemporary feel.

Sofas, armchairs, tables, chairs and beds are the stellar attractions in a visual narrative that elicits emotions and engenders a state of calm wellbeing.

The home as an oasis of intimacy, sheltered from extraneous turmoil. Silence as a trend, elicited by the objects themselves, their hues and serene aesthetic imagery.



PHOTOGRAPHIC INDEX

SOFAS / SECTIONAL SOFAS / OTTOMANS



ALFRED
PAGES 86, 90, 93 - TECHNICAL SHEET 214



ALTEA
PAGES 113, 114 - TECHNICAL SHEET 217



BARRET
PAGES 77, 79, 81 - TECHNICAL SHEET SHEET 222



ICARO
PAGES 102, 103, 105 - TECHNICAL SHEET 246



ICARO
PAGE 68 - TECHNICAL SHEET 246



LUCIEN
PAGES 25, 26 - TECHNICAL SHEET 252



CARESS
PAGES 142, 144 - TECHNICAL SHEET SHEET 226



DRAGONFLY
PAGES 134, 136 - TECHNICAL SHEET 232



DRAGONFLY
PAGE 41 - TECHNICAL SHEET 232



LYSANDRE
PAGE 55 - TECHNICAL SHEET 255



MR. WILDE
PAGE 108 - TECHNICAL SHEET SHEET 260



SCOTT
PAGES 157, 158 - TECHNICAL SHEET 267



DRAGONFLY CENTRAL SOFA
PAGE 139 - TECHNICAL SHEET 232



DROP
PAGE 123 - TECHNICAL SHEET 234



ERMIONE
PAGES 164, 165 - TECHNICAL SHEET 238



VALERY
PAGES 58, 60 - TECHNICAL SHEET 269



FLIGHT
PAGES 86, 89 - TECHNICAL SHEET 240



FRANCIS
PAGES 45, 46, 48 - TECHNICAL SHEET 241



GINEVRA
PAGE 126 - TECHNICAL SHEET 244


ARMCHAIRS / OTTOMANS



ADELE
PAGE 156 - TECHNICAL SHEET 213



ASTRID
PAGE 166 - TECHNICAL SHEET 221



CARMEN
PAGES 26, 45, 87, 88, 113, 157, 159 - TECHNICAL SHEET 227



ICARO
PAGES 124, 125 - TECHNICAL SHEET 246



LUDOVICA
PAGE 138 - TECHNICAL SHEET 254



LYSANDRE
PAGES 44, 49, 56 - TECHNICAL SHEET 255



COCONUTS
PAGE 181 - TECHNICAL SHEET 229



DRAGONFLY
PAGE 101 - TECHNICAL SHEET 232



DRAGONFLY
PAGES 26, 29 - TECHNICAL SHEET 232



MEMOIRE
PAGES 44, 47, 48 - TECHNICAL SHEET 258



RELAX
PAGE 177 - TECHNICAL SHEET 264



RIVIERA
PAGE 60 - TECHNICAL SHEET 265



DROP
PAGES 108, 111 - TECHNICAL SHEET 234



EATON
PAGES 44, 47, 48, 101, 113, 171 - TECHNICAL SHEET 235



ELISABETH
PAGES 93, 170, 171 - TECHNICAL SHEET 236



RIVIERA
PAGE 70 - TECHNICAL SHEET 265



TIMMY
PAGES 37, 122 - TECHNICAL SHEET 268



TIMMY
PAGES 65, 160 - TECHNICAL SHEET 268



ERMIONE
PAGES 59, 61, 77 - TECHNICAL SHEET 238



FLIGHT
PAGE 81 - TECHNICAL SHEET 240



FRIDA
PAGES 134, 136 - TECHNICAL SHEET 243



WAVE BARREL
PAGE 111 - TECHNICAL SHEET 270



WAVE BOX
TECHNICAL SHEET 270



WAVE CLUB
PAGES 143, 145 - TECHNICAL SHEET 270

CHAISE LONGUES / DORMEUSES



DRAGONFLY
PAGE 110 - TECHNICAL SHEET 232



LUCIEN
PAGES 23, 24 - TECHNICAL SHEET 252



RELAX
PAGE 174 - TECHNICAL SHEET 264

DINING CHAIRS / DINING ARMCHAIRS



ALINE
PAGES 32, 35, 65, 67, 82, 121 - TECH. SHEET 216



JUDIT
PAGES 49, 50, 131, 133, 146, 160, 163, 184 - TECH. SHEET 251



JUDIT
PAGES 146, 148 - TECHNICAL SHEET 251



LUDOVICA
TECHNICAL SHEET 254



LUDOVICA
TECHNICAL SHEET 254



ME
PAGES 94, 178 - TECHNICAL SHEET 257



ME
TECHNICAL SHEET 257



ME
TECHNICAL SHEET 257



ME
PAGE 96 - TECHNICAL SHEET 257



YOU
TECHNICAL SHEET 271



YOU
PAGES 94, 97 - TECHNICAL SHEET 271



YOU
PAGE 96 - TECHNICAL SHEET 271



YOU
TECHNICAL SHEET 271


DINING TABLES / WRITING TABLES



AMOS
PAGES 184, 185 - TECHNICAL SHEET 218



ARTHUR
PAGES 120, 121 - TECHNICAL SHEET 219



BENJAMIN
PAGES 32, 35 - TECHNICAL SHEET 224



CHECKER
PAGES 45, 48, 50, 51 - TECHNICAL SHEET 228



CONWAY
PAGES 178, 179 - TECHNICAL SHEET 230



CROWN
PAGES 130, 132, 133 - TECHNICAL SHEET 231



ELLIOT
PAGES 160, 163 - TECHNICAL SHEET 237



JACQUES
PAGES 94, 95, 97 - TECHNICAL SHEET 249



JOSEF
PAGES 65, 66, 67 - TECHNICAL SHEET 250



MARMADUKE
PAGES 82, 83 - TECHNICAL SHEET 256



ORLANDO
PAGES 146, 148, 149 - TECHNICAL SHEET 262


COFFEE TABLES / SIDE TABLES / CONSOLES



ARTHUR
PAGES 41, 101, 102, 134, 136 - TECHNICAL SHEET 219



EATON
PAGES 54, 55, 110 - TECHNICAL SHEET 235



ELLIOT
PAGE 164 - TECHNICAL SHEET 237



ELLIOT
PAGES 77, 81, 86, 89, 93, 113, 135, 136 - TECHNICAL SHEET 237



FAUNO
PAGES 45, 49, III - TECHNICAL SHEET 239



ICARO
PAGES 87, 88, 105, 108, 143, 157, 159 - TECHNICAL SHEET 246



JACQUES
PAGES 44, 49, 58 - TECHNICAL SHEET 249



JACQUES CONSOLE
PAGES 44, 47, 48, 68, 122 - TECHNICAL SHEET 249



MARMADUKE
PAGES 23, 25, 26, 27 - TECHNICAL SHEET 256



MR. WILDE
TECHNICAL SHEET 260



RIVIERA
PAGES 26, 29, 77, 81, 89, 124, 143, 145, 171, 181 - TECHNICAL SHEET 265



ROMY
PAGES 142, 174 - TECHNICAL SHEET 266

BOOKSHELVES / ACCESSORIES / CABINETS



BENJAMIN STORAGE UNIT
PAGES 32, 36, 38 - TECHNICAL SHEET 224



ICARO BOOKSHELF
PAGES 76, 80, 81, 178 - TECHNICAL SHEET 246



ICARO MIRROR
PAGE 72 - TECHNICAL SHEET 248



ICARO NIGHTSTAND
PAGES 71, 73 - TECHNICAL SHEET 248



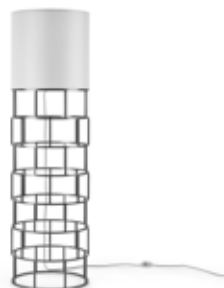
RAFAEL CABINET
PAGES 98, 101 - TECHNICAL SHEET 263



RAFAEL CHEST OF DRAWERS
TECHNICAL SHEET 263



RAFAEL NIGHTSTAND
PAGES 151, 152 - TECHNICAL SHEET 263



RIVIERA LAMP
PAGE 70 - TECHNICAL SHEET 265



ROMY NIGHTSTAND
PAGES 116, 167, 168 - TECHNICAL SHEET 266

BEDS



BIARRITZ
PAGES 36, 38 - TECHNICAL SHEET 225



CARESS
PAGE 116 - TECHNICAL SHEET 226



DRAGONFLY
PAGES 150, 152 - TECHNICAL SHEET 232



ICARO
PAGES 70, 73 - TECHNICAL SHEET 248



MIDNIGHT
PAGES 167, 168 - TECHNICAL SHEET 259

The looks

LUCIEN CHAISE LONGUES
MARMADUKE COFFEE TABLE





LUCIEN CHAISE LONGUE



LUCIEN SOFA
MARMADUKE SIDE TABLE



LUCIEN SOFA
MARMADUKE COFFEE AND SIDE TABLES
DRAGONFLY ARMCHAIRS
CARMEN OTTOMANS
RIVIERA SIDE TABLE

DRAGONFLY ARMCHAIR
RIVIERA SIDE TABLE








BENJAMIN WRITING TABLE
BENJAMIN STORAGE UNIT
ALINE CHAIR

BENJAMIN WRITING TABLE
ALINE CHAIR






BIARRITZ BED
BENJAMIN STORAGE UNITS
TIMMY OTTOMAN



BIARRITZ BED
BENJAMIN STORAGE UNITS

DRAGONFLY SOFA
ARTHUR SIDE TABLE







JACQUES CONSOLE
MEMOIRE ARMCHAIR
EATON OTTOMAN
LYSANDRE ARMCHAIRS
JACQUES COFFEE TABLE
CARMEN OTTOMAN
FRANCIS SOFA
FAUNO SIDE TABLE
CHECKER TABLE



FRANCIS SOFA

JACQUES CONSOLE
MEMOIRE ARMCHAIR
EATON OTTOMAN





MEMOIRE ARMCHAIR
EATON OTTOMAN
JACQUES CONSOLE
JACQUES COFFEE TABLE
FRANCIS SOFA
CHECKER TABLE
LYSANDRE ARMCHAIRS
FAUNO SIDE TABLE
JUDIT CHAIR



CHECKER TABLE
JUDIT CHAIR







EATON SIDE AND COFFEE TABLES

EATON SIDE AND COFFEE TABLES
LYSANDRE SOFA





LYSANDRE ARMCHAIR

VALERY SOFA
JACQUES COFFEE TABLE
ERMIONE ARMCHAIR





VALERY SOFA
RIVIERA OTTOMAN

ERMIONE ARMCHAIR





JOSEF TABLE
TIMMY DINING BENCH
ALINE CHAIRS





JOSEF TABLE
ALINE CHAIR






ICARO ROUND SOFA
JACQUES CONSOLE





ICARO NIGHTSTAND
ICARO BED

ICARO MIRROR





ICARO BOOKSHELF
RIVIERA SIDE TABLE
BARRET SECTIONAL SOFA
ELLIOT COFFEE TABLE
ERMIONE ARMCHAIR



BARRET SECTIONAL SOFA





ICARO BOOKSHELF

RIVIERA SIDE TABLE
FLIGHT ARMCHAIR
ICARO BOOKSHELF
BARRET SECTIONAL SOFA
ELLIOT COFFEE TABLE





MARMADUKE WRITING TABLE

MARMADUKE WRITING TABLE
ALINE CHAIR







ICARO SIDE TABLE
CARMEN OTTOMAN

FLIGHT SOFA
RIVIERA SIDE TABLE
ELLIOT COFFEE TABLE





ALFRED SECTIONAL SOFA
ELLIOT COFFEE TABLE
ELISABETH ARMCHAIR





YOU DINING ARMCHAIR
ME CHAIRS
JACQUES TABLE





ME DINING ARMCHAIR
YOU CHAIR



JACQUES TABLE
YOU DINING ARMCHAIR



RAFAEL CABINET

RAFAEL CABINET
DRAGONFLY ARMCHAIR
ARTHUR SIDE TABLE
EATON OTTOMAN





ICARO SOFA

ICARO SOFA
ARTHUR SIDE TABLE

ICARO SOFA
ICARO COFFEE TABLE







MR. WILDE SECTIONAL SOFAS
ICARO COFFEE TABLE
DROP ARMCHAIR



DRAGONFLY CHAISE LONGUES
EATON SIDE TABLES

WAVE BARREL ARMCHAIRS
FAUNO SIDE TABLE
DROP ARMCHAIR






ALTEA SECTIONAL SOFA
EATON OTTOMAN
ELLIOT COFFEE TABLES
CARMEN OTTOMANS



ALTEA SECTIONAL SOFA



CARESS BED
ROMY NIGHTSTAND





ALINE CHAIR
ARTHUR TABLE








ICARO ARMCHAIRS
RIVIERA SIDE TABLE





GINEVRA SECTIONAL SOFA







CROWN TABLE
JUDIT CHAIRS







FRIDA ARMCHAIR
ARTHUR SIDE TABLE
DRAGONFLY SOFA
ELLIOT COFFEE TABLE



LUDOVICA ARMCHAIR

DRAGONFLY CENTRAL SOFA







ROMY COFFEE TABLE
CARESS SOFA
WAVE CLUB ARMCHAIR
RIVIERA SIDE TABLE
ICARO SIDE TABLE



CARESS SOFA

WAVE CLUB ARMCHAIR
RIVIERA SIDE TABLE





JUDIT DINING ARMCHAIR
ORLANDO TABLE
JUDIT CHAIRS



ORLANDO TABLE
JUDIT DINING ARMCHAIR




ORLANDO TABLE

DRAGONFLY BED
RAFAEL NIGHTSTAND







ADELE ARMCHAIRS
CARMEN OTTOMAN
ICARO COFFEE TABLE
SCOTT SOFA





SCOTT SOFA



CARMEN OTTOMAN
ICARO COFFEE TABLE



ELLIOT TABLE
TIMMY DINING BENCH
JUDIT CHAIRS

ELLIOT TABLE
JUDIT CHAIR



ERMIONE SOFA
ELLIOT COFFEE TABLE



ERMIONE SOFA



ASTRID ARMCHAIR
MIDNIGHT BED
ROMY NIGHTSTAND





ELISABETH ARMCHAIR
EATON OTTOMAN
RIVIERA SIDE TABLE







RELAX DORMEUSES
ROMY SIDE TABLE

RELAX ARMCHAIR





CONWAY WRITING TABLE
ME CHAIR
ICARO BOOKSHELF

COCONUTS ARMCHAIRS
RIVIERA SIDE TABLES







JUDIT CHAIR
AMOS WRITING TABLE



Textile Moodboards

Ricca di suggestioni e di proposte inedite, la nuova collezione tessile Flexform Mood veste divani, poltrone, sedie e letti, conferendo loro un tono di raffinata eleganza.

La selezione dei tessuti e delle pelli corre sul filo di una ricerca colta, densa di riferimenti ad epoche e stili differenti.

Le ambientazioni ricche di charme mostrano un sofisticato gioco di stratificazioni materiche e cromatiche ed un gusto per la decorazione maturo e tuttavia assolutamente contemporaneo.

I moodboard nelle pagine seguenti rivelano accostamenti sorprendenti: alla misurata sobrietà della lana fanno da contrappunto tessuti che mostrano texture dalle profondità tridimensionali e morbidi velluti cangianti.


La ricerca cromatica è giocata sulla contrapposizione di colori rigorosi quali il grigio ed il blu abbinati a toni più accesi e vibranti quali il giallo lime ed il bordeaux.

Filled with fascination and innovative twists, the new Flexform Mood textile collection wraps sofas, armchairs, chairs and beds in an air of sophisticated elegance.

The array of fabrics and leathers is the fruit of informed research, dense with references to bygone periods and styles. The strikingly evocative settings display a sophisticated layering of materials and colors and a mature, yet absolutely contemporary instinct for decor.

The mood boards on the following pages reveal unexpected juxtapositions – the discreet elegance of wool paired with three-dimensionally textured fabrics and soft, shimmering velvets.

The quest for chromatic elegance plays off a give-and-take between formal colors, like gray and blue, paired with brilliant, lively colors like lime and bordeaux.




[←] LOOK 1

1. ELEGANCE 982
2. EVALD 1689
3. TATAMI 1410
4. ELDORADO 1560
5. ELICE 305
6. GROS GRAIN 135

[→] LOOK 2

1. TRICOT 800
2. ELICE 300
3. PELLE 2 839
4. TORU 1681
5. ELICE 307
6. GROS GRAIN 41



1

3

4

5

6


2

[←] LOOK 3

- 1. MAICO 1716
- 2. EUNICE 56
- 3. TOMOKO 1151
- 4. ERMETE 1710
- 5. ELDORADO 1595
- 6. GROS GRAIN 63

[→] LOOK 4

- 1. ELDORADO 1595
- 2. EMPOLI 937
- 3. ERCOLANO 1131
- 4. EUDON 644
- 5. CASHMERE 774
- 6. GROS GRAIN 40





1


6

2

3

4

5



2

1

[←] LOOK 5

1. TOMOKO 1156
2. TOPAZIO 990
3. EFREM 1700
4. ELEGANCE 942
5. MAGNOLIA 133
- 6.. GROS GRAIN 87

[→] LOOK 6


1. TRICOT 814
2. CASHMERE 779
3. MELODY 1147
4. ELEGANCE 955
5. TORU 1684
6. GROS GRAIN 101

3

6

4

5



1

3

4

5

6

2

[←] LOOK 7

- 1. ESTER 1429
- 2. ERMETE 1710
- 3. MAGNOLIA 126
- 4. ENEA 1525
- 5. CASHMERE 781
- 6. PELLE DELUXE 627

[→] LOOK 8

- 1. TRICOT 817
- 2. MAUD 1702
- 3. LADY 1451
- 4. EVALD 1687
- 5. TATAMI 1416
- 6. PELLE 836

1

6

2














3

4








5

MATERIALS

CUOIO E SCAMOSCIATO / HIDE LEATHER AND SUEDE



BIANCO 5007 WHITE 5007	GRIGIO 5003 GREY 5003	NERO 5005 BLACK 5005	OLIVA 5006 OLIVE 5006
			
TABACCO 5015 TOBACCO 5015	TESTA DI MORO 5004 DARK BROWN 5004	TESTA DI MORO SCURO 5013 DARK BROWN EXTRA 5013	ROSSO BULGARO 5008 RUSSIAN RED 5008
			
SABBIA 5001 SAND 5001	SCAMOSCIATO MORO 6004 DARK BROWN SUEDE 6004	SCAMOSCIATO NERO 6005 BLACK SUEDE 6005	SCAMOSCIATO OLIVA 6003 OLIVE SUEDE 6003
			
SCAMOSCIATO SABBIA 6001 SAND SUEDE 6001			
			

CUOIO INTRECCIATO / WOVEN HIDE LEATHER





NERO 5005 BLACK 5005	TABACCO 5015 TOBACCO 5015	TESTA DI MORO 5004 DARK BROWN 5004	TESTA DI MORO SCURO 5013 DARK BROWN EXTRA 5013
			
VERDE 5016 GREEN 5016	GIALLO SENAPE 5017 MUSTARD YELLOW 5017	ROSSO RUBINO 5018 RUBY RED 5018	
			

I colori stampati in questo catalogo sono da considerarsi puramente indicativi. Si prega di consultare il campionario.
The colors printed in this catalog are to be considered purely indicative. Please consult sample set.

FINITURE LEGNO / WOOD FINISHES









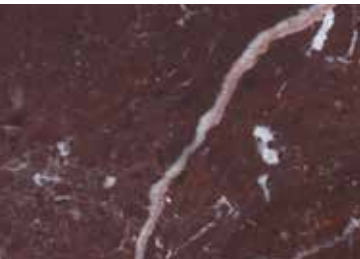


FRASSINO NATURALE NATURAL ASHWOOD	FRASSINO TINTO EBANO ASHWOOD STAINED EBONY	FRASSINO TINTO MARRONE ASHWOOD STAINED BROWN	FRASSINO TINTO ROSSO ASHWOOD STAINED RED
			
FRASSINO TINTO WENGÉ ASHWOOD STAINED WENGÉ	PALISSANDRO SANTOS ROSEWOOD SANTOS	ROVERE NATURALE NATURAL OAKWOOD	ROVERE TINTO EBANO OAKWOOD STAINED EBONY
			
ROVERE TINTO MARRONE OAKWOOD STAINED BROWN	ROVERE TINTO WENGÉ OAKWOOD STAINED WENGÉ		
			

FINITURE METALLO / METAL FINISHES

BRUNITO BURNISHED	BRONZATO BRONZED	CHAMPAGNE CHAMPAGNE	CROMATO CHROMED
			
CROMO NERO BLACK-CHROMED	SATINATO SATINED		
			

I colori stampati in questo catalogo sono da considerarsi puramente indicativi. Si prega di consultare il campionario.
The colors printed in this catalog are to be considered purely indicative. Please consult sample set.

MARMI / MARBLES

BIANCO CARRARA WHITE CARRARA	CALACATTA ORO LUCIDO CALACATTA ORO GLOSSY	CALACATTA ORO OPACO CALACATTA ORO MAT	EMPERADOR LIGHT EMPERADOR LIGHT
			
EMPERADOR LUCIDO EMPERADOR GLOSSY	EMPERADOR OPACO EMPERADOR MAT	NERO MARQUINIA BLACK MARQUINA	PINTA VERDE
			
ROSSO LEPANTO	TRAVERTINO TRAVERTIN	VERDE ALPI	
			

LACCATURE / LACQUERS

BLU CINA CHINA BLUE	GRIGIO VERDE GREY-GREEN	LILLA LILAC	MOKA MOCHA
			
SALMONE SALMON	TORTORA DOVE GREY	VERDE PINO PINE GREEN	NERO BLACK
			
BIANCO WHITE			
			

I colori stampati in questo catalogo sono da considerarsi puramente indicativi. Si prega di consultare il campionario.
The colors printed in this catalog are to be considered purely indicative. Please consult sample set.

TECHNICAL SHEETS

213	ADELE ARMCHAIR	235	EATON OTTOMAN COFFEE AND SIDE TABLES	255	LYSANDRE SOFA ARMCHAIR
214	ALFRED SOFA / SECTIONAL SOFA	236	ELISABETH ARMCHAIR	256	MARMADUKE COFFEE AND SIDE TABLES WRITING TABLE
216	ALINE CHAIR	237	ELLIOT DINING TABLE COFFEE TABLE	257	ME DINING CHAIR AND ARMCHAIR
217	ALTEA SECTIONAL SOFA	238	ERMIONE SOFA ARMCHAIR	258	MEMOIRE ARMCHAIR
218	AMOS WRITING TABLE	239	FAUNO COFFEE AND SIDE TABLES	259	MIDNIGHT BED
219	ARTHUR DINING TABLE COFFEE AND SIDE TABLES	240	FLIGHT SOFA ARMCHAIR	260	MR. WILDE SOFA / SECTIONAL SOFA COFFEE TABLE
221	ASTRID ARMCHAIR	241	FRANCIS SOFA	262	ORLANDO DINING TABLE
222	BARRET SECTIONAL SOFA	243	FRIDA ARMCHAIR	263	RAFAEL NIGHTSTAND CABINET
224	BENJAMIN WRITING TABLE STORAGE UNIT	244	GINEVRA SOFA / SECTIONAL SOFA OTTOMAN	264	RELAX ARMCHAIR DORMEUSE
225	BIARRITZ BED	246	ICARO SOFA / ROUND SOFA ARMCHAIR COFFEE AND SIDE TABLES BOOKSHELF NIGHTSTAND MIRROR BED	265	RIVIERA SIDE TABLE POUF AND OTTOMAN FLOOR LAMP
226	CARESS SOFA BED	249	JACQUES DINING TABLE COFFEE AND SIDE TABLES CONSOLE	266	ROMY SIDE TABLE NIGHTSTAND
227	CARMEN OTTOMAN	250	JOSEF DINING TABLE	267	SCOTT SOFA
228	CHECKER DINING TABLE	251	JUDIT CHAIR DINING ARMCHAIR	268	TIMMY OTTOMANS
229	COCONUTS ARMCHAIR	252	LUCIEN SECTIONAL SOFA CHAISELONGUE BED	269	VALERY SOFA
230	CONWAY WRITING TABLE	254	LUDOVICA ARMCHAIR DINING ARMCHAIR AND ARMCHAIR	270	WAVE ARMCHAIR
231	CROWN DINING TABLE			271	YOU DINING CHAIR AND ARMCHAIR
232	DRAGONFLY SOFA / CENTRAL SOFA ARMCHAIR CHAISE LONGUE BED				
234	DROP SOFA ARMCHAIR				

<p>Poltrona Struttura in legno massello con imbottitura in poliuretano espanso rivestita in tessuto protettivo accoppiato. Cuscino seduta in poliuretano espanso e Dacron. Base in legno impiallacciato di palissandro santos o rovere nelle finiture naturale, tinto ebano, tinto wengé, tinto marrone, tinto rosso. Rivestimento sfoderabile nella versione in tessuto, non sfoderabile nella versione in pelle. Profilo rivestimento: la confezione prevede un profilo in gros grain che può essere realizzato in tutti i colori della cartella campioni.</p>	<p>POLTRONA / ARMCHAIR 2006</p>	
<p>Armchair Structure in solid wood with polyurethane foam padding, covered with a protective laminated fabric. Seat cushion in polyurethane foam and Dacron. Base in santos rosewood veneer, or oak veneer with natural finish or stained ebony, wenge, brown or red Upholstery removable in the fabric version; non-removable in the leather version. Piping - upholstery detailing includes grosgrain piping that can be crafted in all the colors on the sample board.</p>		

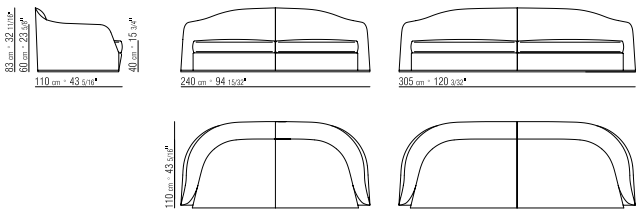
ALFRED

Roberto Lazzeroni

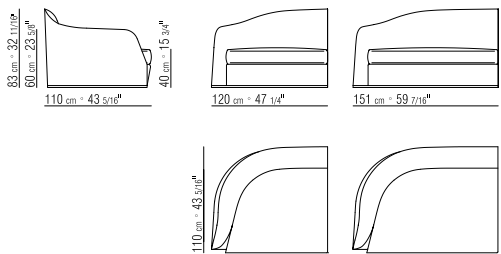
Divano/Divano componibile
Struttura in legno massello con imbottitura in poliuretano stampato ed espanso rivestita in tessuto protettivo accoppiato.
Base in metallo nelle finiture satinato, cromato, cromo nero, brunito, bronzato 457, champagne. Appoggio a terra su puntali in materiale termoplastico.
Cuscino seduta in piuma d'oca sterilizzata (certificata Assopiuma, Etichetta Oro) con inserto in materiale indeformabile.
Cuscino schienale in piuma d'oca sterilizzata (certificata Assopiuma, Etichetta Oro). Il cuscino schienale è a richiesta con supplemento di prezzo.
Rivestimento non sfoderabile sia nella versione in tessuto che nella versione in pelle.
Profilo rivestimento: la confezione prevede un profilo in gros grain che può essere realizzato in tutti i colori della cartella campioni.

Sofa/Sectional sofa
Structure in solid wood with molded polyurethane foam padding, covered with a protective laminated fabric.
Base in metal with satin, chrome, black chrome, burnished, bronze 457 or champagne finish. Rests on tips made of thermoplastic material.
Seat cushion in sterilized goose down (Assopiuma certified, gold label) with insert in crushproof material.
Seat back cushion in sterilized goose down (Assopiuma certified, gold label). The seat back cushion is optional, upon request, with upcharge.
Upholstery is non-removable in both the fabric and leather versions.
Piping - upholstery detailing includes grosgrain piping that can be crafted in all the colors on the sample board.

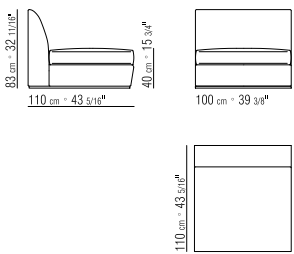
DIVANO / SOFA
2007



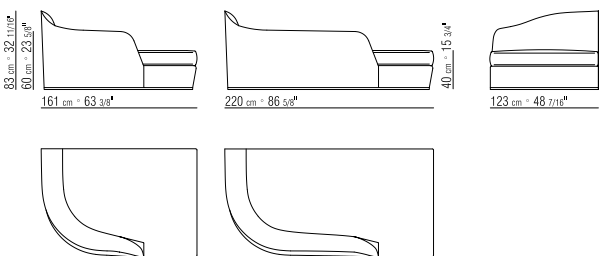
FIANCO / END UNIT
2016



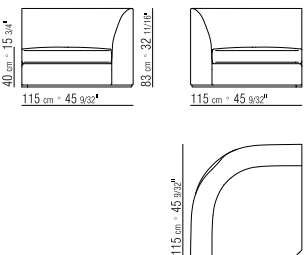
ELEMENTO / UNIT
2016



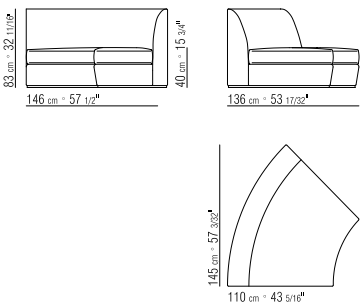
FIANCO TERMINALE / LONG CORNER
2016



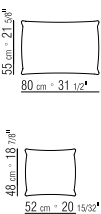
ANGOLO / CORNER
2016



ANGOLO / CORNER
2016

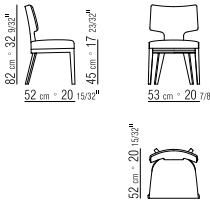


CUSCINO / CUSHION



ALINE

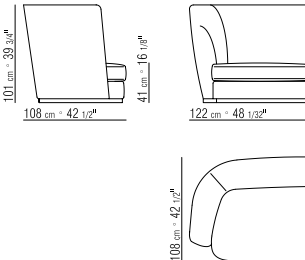
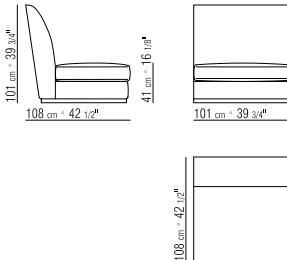
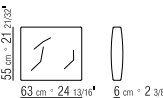
Roberto Lazzeroni

<p>Sedia Struttura in legno massello di frassino nelle finiture naturale, tinto wengé, tinto ebano, tinto marrone, tinto rosso. Appoggio a terra su puntali in materiale termoplastico. Seduta in legno multistrato con imbottitura in poliuretano espanso rivestita in tessuto protettivo accoppiato. Schienale in metallo con imbottitura in poliuretano stampato rivestito in tessuto protettivo accoppiato. Rivestimento non sfoderabile sia nella versione in tessuto che nella versione in pelle.</p>	<p>SEDIA / CHAIR 2011</p>	
--	-------------------------------	---

Chair
Structure in solid ash with natural finish or stained wenge, ebony, brown or red. Rests on tips made of thermoplastic material.
Seat in plywood with polyurethane foam padding, covered with a protective laminated fabric.
Seat back in metal with molded polyurethane padding, covered with a protective laminated fabric.
Upholstery is non-removable in both the fabric and leather versions.

ALTEA

Roberto Lazzeroni

<p>Divano Struttura in legno massello con imbottitura in poliuretano espanso rivestita in tessuto protettivo accoppiato. Base in metallo nelle finiture satinato, cromato, cromo nero, brunito, bronzato 457, champagne. Appoggio a terra su puntali in materiale termoplastico Cuscino seduta in Dacron con inserto in materiale indeformabile. Cuscini in piuma d'oca sterilizzata (certificata Assopiuma, Etichetta Oro). Il cuscino schienale è a richiesta con supplemento di prezzo. Rivestimento non sfoderabile sia nella versione in tessuto che nella versione in pelle. Profilo rivestimento: la confezione prevede un profilo in gros grain che può essere realizzato in tutti i colori della cartella campioni.</p>	<p>FIANCO / END UNIT 2016</p>	
	<p>ELEMENTO / UNIT 2016</p>	
	<p>CUSCINO / CUSHION</p>	

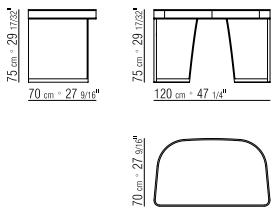
Sofa
Structure in solid wood with polyurethane foam padding, covered with a protective laminated fabric.
Base in metal with satin, chrome, black chrome, burnished, bronze 457 or champagne finish. Rests on tips made of thermoplastic material.
Seat cushion in Dacron with insert in crushproof material.
Cushions in sterilized goose down (Assopiuma certified, gold label); the seat back cushion is optional, upon request, with upcharge.
Upholstery is non-removable in both the fabric and leather versions.
Piping - upholstery detailing includes grosgrain piping that can be crafted in all the colors on the sample board.

AMOS

Roberto Lazzeroni

Scrittoio
Struttura in legno impiallacciato di frassino nelle finiture naturale, tinto ebano, tinto wengé, tinto marrone, tinto rosso e rivestito in cuoio nei colori bianco 5007, grigio 5003, testa di moro 5004, testa di moro scuro 5013, nero 5005, oliva 5006, rosso bulgaro 5008, sabbia 5001, tabacco 5015.
Piano in legno multistrato rivestito in cuoio nei colori bianco 5007, grigio 5003, testa di moro 5004, testa di moro scuro 5013, nero 5005, oliva 5006, rosso bulgaro 5008, sabbia 5001, tabacco 5015.
Cassetto in legno massello di frassino nelle finiture naturale, tinto ebano, tinto wengé, tinto marrone, tinto rosso.

SCRITTOIO / WRITING TABLE
2015



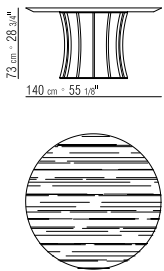
Writing table
Structure in ash veneer with natural finish or stained ebony, wenge, brown or red and clad in cowhide in the following colors: white 5007, gray 5003, dark brown 5004, extra dark brown 5013, black 5005, olive 5006, Bulgarian red 5008, sand 5001, tobacco 5015.
Top in plywood clad in cowhide in the following colors: white 5007, gray 5003, dark brown 5004, extra dark brown 5013, black 5005, olive 5006, Bulgarian red 5008, sand 5001, tobacco 5015.
Drawer in solid ash with natural finish or stained ebony, wenge, brown or red.

ARTHUR

Carlo Colombo

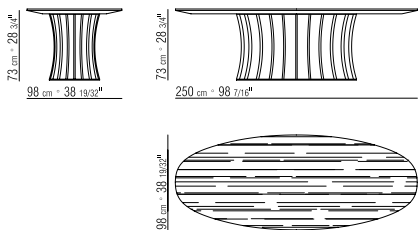
Tavoli
Base in metallo nelle finiture satinato, cromato, cromo nero, brunito, bronzato 457, champagne.
Piano in legno impiallacciato di rovere nelle finiture naturale, tinto wenge, tinto ebano e tinto marrone o di palissandro santos. Disponibile anche in marmo nelle tipologie Nero Marquinia lucido, Bianco Carrara lucido, Emperador opaco, Emperador lucido, Emperador Light, Calacatta Oro lucido, Calacatta Oro opaco, Rosso Lepanto, Verde Alpi, Pinta Verde
Il piano del tavolo cod. I524 ovale 310x120 h.73 è proposto nella sola versione in legno impiallacciato di rovere nelle finiture naturale, rovere tinto wengé, tinto ebano, tinto marrone o di palissandro santos.

TAVOLO / DINING TABLE
2006

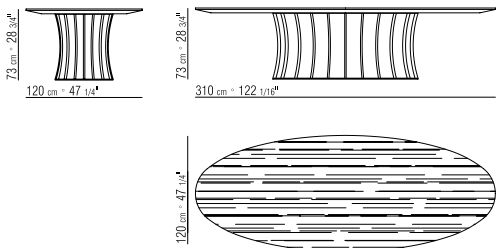


Tables
Base in metal with satin, chrome, black chrome, burnished, bronze 457 or champagne finish.
Top in oak veneer with natural finish or stained wenge, ebony, brown, or in santos rosewood. Also available in the following types of marble: polished Nero Marquinia, polished white Carrara, Emperador matte, Emperador polished, Emperador Light, Calacatta Oro polished, Calacatta Oro matte, Rosso Lepanto, Verde Alpi, Pinta Verde.
Table top Code I524, oval 310 x120 h.73, is available only in oak veneer with natural finish; oak stained wenge, ebony or brown; or, in santos rosewood.

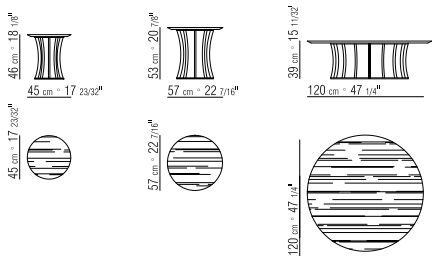
TAVOLO / DINING TABLE
2006



TAVOLO / DINING TABLE
2006



TAVOLINO / COFFEE AND SIDE TABLES
2006





ASTRID

Roberto Lazzeroni

Poltrona
Struttura in legno massello di frassino nelle finiture naturale, tinto wengé, tinto ebano, tinto marrone, tinto rosso. Appoggio a terra su puntali in materiale termoplastico.
Seduta in legno multistrato con imbottitura in poliuretano espanso rivestita in tessuto protettivo accoppiato
Schienale in metallo con imbottitura in poliuretano stampato rivestito in tessuto protettivo accoppiato.
Rivestimento non sfoderabile sia nella versione in tessuto che nella versione in pelle.

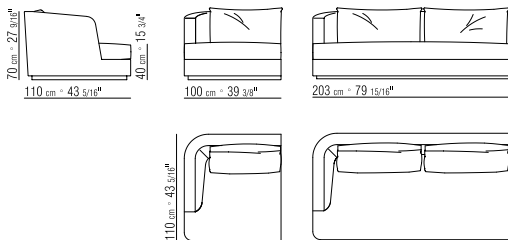
POLTRONA / ARMCHAIR
2011

Armchair
Structure in solid ash with natural finish or stained wenge, ebony, brown or red. Rests on tips made of thermoplastic material.
Seat in plywood with polyurethane foam padding, covered with a protective laminated fabric.
Seat back in metal with molded polyurethane padding, covered with a protective laminated fabric.
Upholstery is non-removable in both the fabric and leather versions.

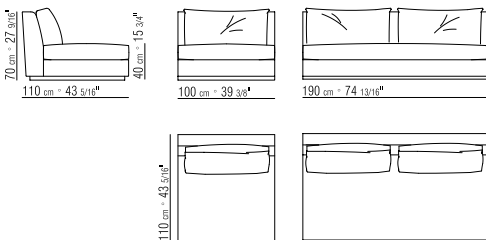
Divano/Divano componibile
Struttura in legno massello con imbottitura in poliuretano espanso rivestita in tessuto protettivo accoppiato.
Cuscino seduta in piuma d'oca sterilizzata (certificata Assopiuma, Etichetta Oro) con inserto in materiale indeformabile.
Cuscino schienale in piuma d'oca sterilizzata (certificata Assopiuma, Etichetta Oro).
Cuscini optional in piuma d'oca sterilizzata (certificata Assopiuma, Etichetta Oro). I cuscini optional sono a richiesta con supplemento di prezzo
Base in legno massello di frassino nelle finiture naturale, tinto ebano, tinto wengé, tinto marrone, tinto rosso.
Rivestimento sfoderabile sia nella versione in tessuto che nella versione in pelle.
Profilo rivestimento: la confezione prevede un profilo in gros grain che può essere realizzato in tutti i colori della cartella campioni.

Sofa/Sectional sofa
Structure in solid wood with polyurethane foam padding, covered with a protective laminated fabric.
Seat cushion in sterilized goose down (Assopiuma certified, gold label) with insert in crushproof material.
Seat back cushion in sterilized goose down (Assopiuma certified, gold label).
Optional Cushions in sterilized goose down (Assopiuma certified, gold label). Optional cushions are upon request with upcharge.
Base in solid ash with natural finish or stained ebony, wenge, brown or red
Upholstery is removable in both the fabric and leather versions.
Piping - upholstery detailing includes grosgrain piping that can be crafted in all the colors on the sample board.

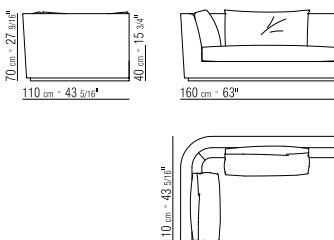
FIANCO / END UNIT
2012



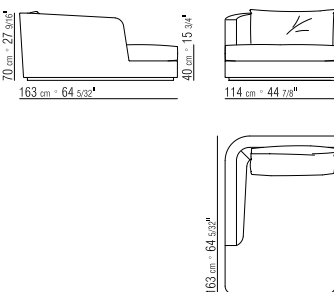
ELEMENTO / UNIT
2012



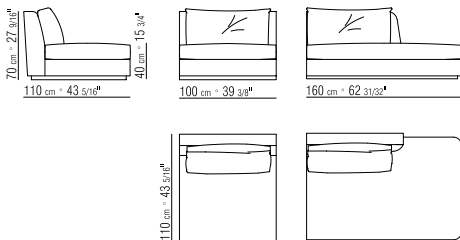
ANGOLO / CORNER
2012



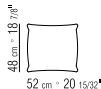
FIANCO TERMINALE / LONG CORNER
2012



ELEMENTO / UNIT
2012



CUSCINO / CUSHION



BENJAMIN

Samuel Accoceberry

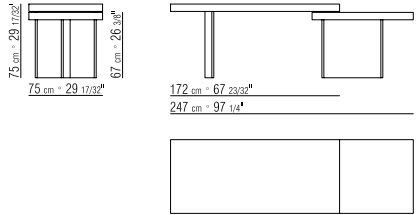
Scrivania
Struttura in legno impiallacciato di frassino nelle finiture naturale, tinto ebano, tinto wengé, tinto marrone o in legno laccato lucido nei colori bianco, nero, lilla, verde pino, rosa salmone, grigio verde, moka, tortora, blu Cina con inserto in marmo nelle tipologie Nero Marquinia lucido, Bianco Carrara lucido, Emperador lucido, Emperador opaco, Emperador Light, Calacatta Oro lucido, Calacatta Oro opaco, Verde Alpi, Pinta Verde.
Piano in legno impiallacciato di frassino nelle finiture naturale, tinto ebano, tinto wengé, tinto marrone o in legno laccato lucido nei colori bianco, nero, lilla, verde pino, rosa salmone, grigio verde, moka, tortora, blu Cina.
Piedi in metallo brunito.

Elemento contenitore
Struttura in legno impiallacciato di frassino nelle finiture naturale, tinto ebano, tinto wengé, tinto marrone o in legno laccato lucido nei colori bianco, nero, lilla, verde pino, rosa salmone, grigio verde, moka, tortora, blu Cina.
Cassetti in legno con guide metalliche.

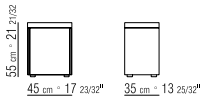
Writing table
Structure in ash veneer with natural finish or stained ebony, wenge or brown; or, in wood with glossy lacquer finish in white, black, lilac, pine green, salmon pink, gray-green, mocha, dove gray or China blue; with insert in the following types of marble: polished Nero Marquinia, polished white Carrara, Emperador polished, Emperador matte, Emperador light, Calacatta Oro polished, Calacatta Oro matte, Verde Alpi, Pinta Verde.
Top in ash veneer with natural finish or stained ebony, wenge or brown; or, in wood with glossy lacquer finish in white, black, lilac, pine green, salmon pink, gray-green, mocha, dove gray or China blue.
Feet in burnished metal.

Storage unit
Structure in ash veneer with natural finish or stained ebony, wenge or brown; or, in wood with glossy lacquer finish in white, black, lilac, pine green, salmon pink, gray-green, mocha, dove gray or China blue.
Drawers in wood with metal runners.

SCRIVANIA / WRITING TABLE
2018



ELEMENTO CONTENITORE / STORAGE UNIT
2018

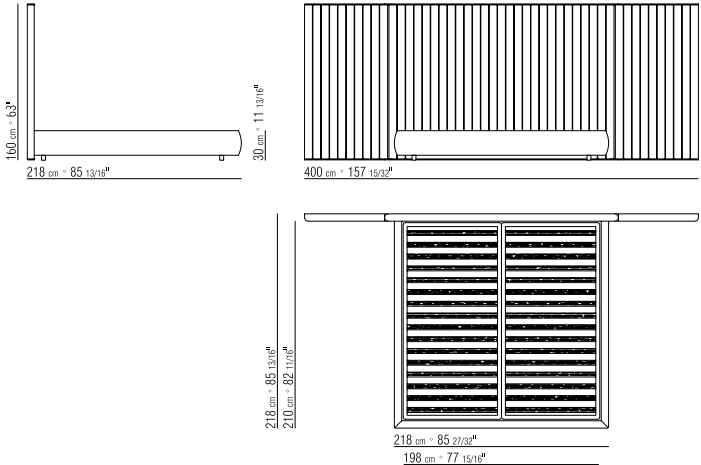


BIARRITZ

Samuel Accoceberry

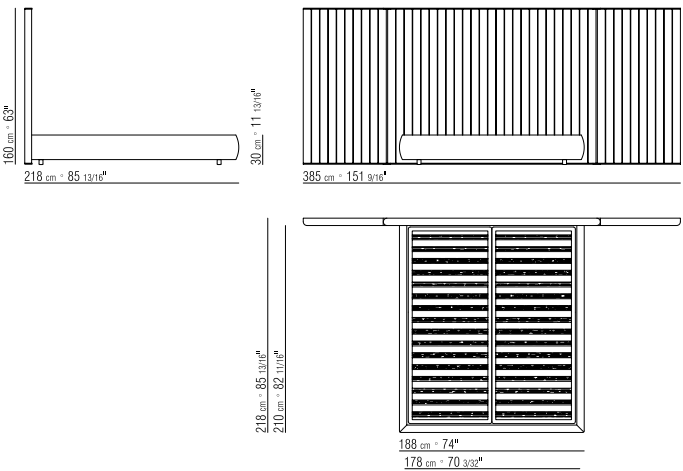
Letto
Base in legno multistrato con imbottitura in poliuretano espanso rivestita in tessuto protettivo accoppiato.
Testata in legno multistrato con imbottitura in poliuretano espanso e inserto in metallo brunito.
Appoggio a terra su puntali in materiale termoplastico.
Pianale in metallo con doghe in legno
Rivestimento testata non sfoderabile sia nella versione in tessuto che nella versione in pelle.
Rivestimento giroletto sfoderabile sia nella versione in tessuto che nella versione in pelle.
Materasso dimensioni I60X200cm, I70x200cm, I80x200cm, 200x200cm.
N.B. le reti vengono fornite divise in 2 pezzi.

LETTO / BED
2018



Bed
Base in plywood with polyurethane foam padding, covered with a protective laminated fabric.
Headboard in plywood with polyurethane foam padding and insert in burnished metal.
Rests on tips made of thermoplastic material.
Platform in metal with wood slats
Headboard upholstery is non-removable in both the fabric and leather versions
Bedframe upholstery is removable in both the fabric and leather versions.
Mattress sizes I60x200cm, I70x200cm, I80x200cm, 200x200cm.
N.B. the slatted bed bases come in 2 pieces.

LETTO / BED
2018

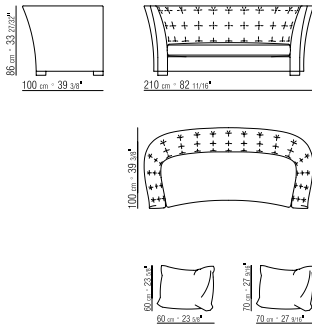


CARESS

John Hutton

Divano
Struttura in legno massello con imbottitura in poliuretano espanso rivestita in tessuto protettivo accoppiato.
Cuscino seduta in poliuretano espanso e Dacron.
Cuscini optional in piuma d’oca sterilizzata (certificata Assopiuma, Etichetta Oro). I cuscini potional sono a richiesta con supplemento di prezzo.
Piedi in legno massello di rovere nelle finiture naturale, tinto wengé, tinto ebano, tinto marrone, tinto rosso.
Rivestimento non sfoderabile sia nella versione in tessuto che nella versione in pelle.

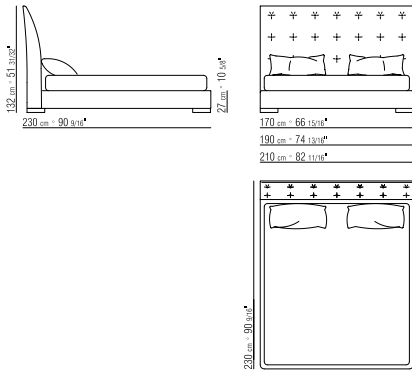
DIVANO / SOFA
2002



CUSCINO / CUSHION

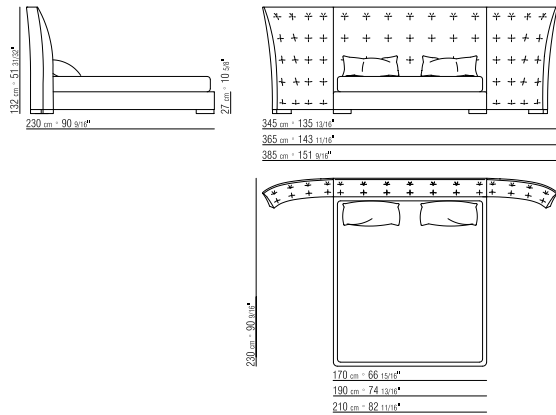
Letto
Testata in legno massello con imbottitura in poliuretano espanso rivestita in tessuto protettivo accoppiato.
Base in legno con imbottitura in poliuretano espanso rivestita in tessuto protettivo accoppiato.
Pianale in metallo con doghe in legno
Piedi in legno massello di rovere nelle finiture naturale, tinto wengé, tinto ebano, tinto marrone, tinto rosso.
Rivestimento non sfoderabile sia nella versione in tessuto che nella versione in pelle.
Materasso cm 160x200, cm 180x200, cm 200x200. N.B. le reti vengono fornite divise in 2 pezzi.

LETTO / BED
2004



Sofa
Structure in solid wood with polyurethane foam padding, covered with a protective laminated fabric.
Seat cushion in polyurethane foam and Dacron.
Optional cushions in sterilized goose down (Assopiuma certified, gold label). Optional cushions are upon request, with upcharge.
Feet in solid oak with natural finish or stained wenge, ebony, brown or red
Upholstery is non-removable in both the fabric and leather versions.

LETTO / BED
2004



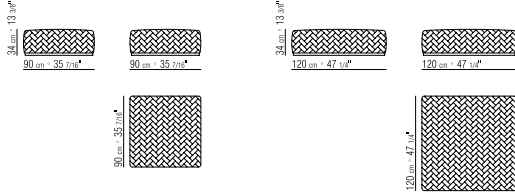
Bed
Headboard in solid wood with polyurethane foam padding, covered with a protective laminated fabric.
Base in wood with polyurethane foam padding, covered with a protective laminated fabric.
Platform in metal with wood slats
Feet in solid oak with natural finish or stained wenge, ebony, brown or red.
Upholstery is non-removable in both the fabric and leather versions.
Mattress 160x200 cm, 180x200 cm, 200x200 cm. N.B. the slatted bed bases come in 2 pieces.

CARMEN

Roberto Lazzeroni

Pouf
Struttura in legno massello con imbottitura in poliuretano espanso rivestita in Dacron
Base in metallo nelle finiture satinato, cromato, cromato nero, brunito, bronzato 457, champagne.
Puntali in materiale termoplastico
Rivestimento in cuoio intrecciato nei colori nero 5005, tabacco 5015, testa di moro 5004, testa di moro scuro 5013, verde 5016, giallo senape 5017, rosso rubino 5018.

POUF / OTTOMAN
2015



Ottoman
Structure in solid wood with polyurethane foam padding, covered with Dacron
Base in metal with satin, chrome, black chrome, burnished, bronze 457 or champagne finish.
Tips in thermoplastic material.
Upholstery in woven cowhide in the following colors: black 5005, tobacco 5015, dark brown 5004, extra dark brown 5013, green 5016, mustard yellow 5017, ruby red 5018.

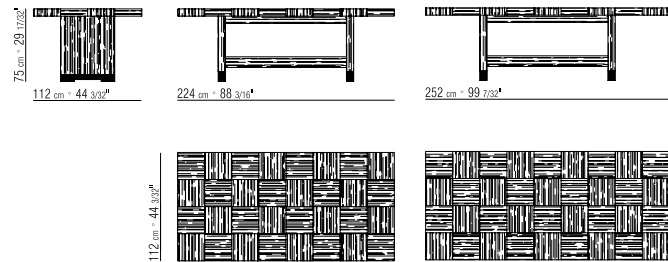
CHECKER

John Hutton

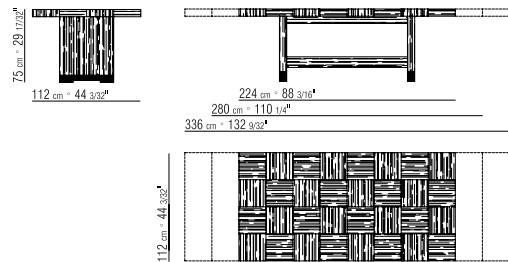
Tavolo/Tavolo allungabile
Struttura e piano in legno impiallacciato di rovere nelle finiture naturale, tinto wengé, tinto ebano, tinto marrone. La parte superiore del piano è caratterizzata da un intarsio a scacchiera.
Tavolo HQ7I con sistema allungabile, prolunghe in legno nella misura di cm 56 ciascuna.
Prolunghe piano in legno impiallacciato di rovere nelle finiture naturale, tinto wengé, tinto ebano, tinto marrone con intarsio a scacchiera.

Dining table/Extendible dining table
Structure and top in oak veneer with natural finish or stained wenge, ebony or brown. The top of the table is inlaid with a checkerboard pattern.
HQ7I table with extension system; wood extensions measure 56 cm each.
Table top extensions in oak veneer with natural finish or stained wenge, ebony or brown, with checkerboard inlay.

TAVOLO / DINING TABLE
2004



TAVOLO ALLUNGABILE / EXTENDIBLE DINING TABLE
2004



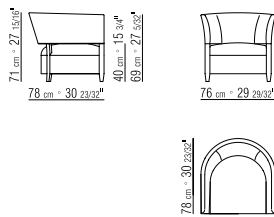
COCONUTS

John Hutton

Poltrona
Struttura in legno massello con imbottitura in poliuretano espanso rivestita in tessuto protettivo accoppiato.
Piedi in legno massello di rovere nelle finiture naturale, tinto wengé, tinto ebano, tinto marrone, tinto rosso.
Rivestimento non sfoderabile sia nella versione in tessuto che nella versione in pelle.

Armchair
Structure in solid wood with polyurethane foam padding, covered with a protective laminated fabric.
Feet in solid oak with natural finish or stained wenge, ebony, brown or red.
Upholstery is non-removable in both the fabric and leather versions.

POLTRONA / ARMCHAIR
2004

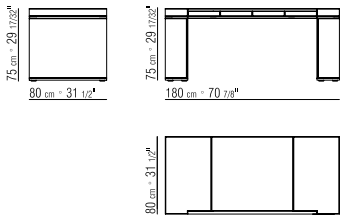


CONWAY

Roberto Lazzeroni

Scrittoio
Struttura in legno massello di frassino nelle finiture naturale, tinto wengé, tinto ebano, tinto marrone, tinto rosso.
Piano in legno massello di frassino nelle finiture naturale, tinto wengé, tinto ebano, tinto marrone con piano e fianchi rivestiti in cuoio nei colori bianco 5007, grigio 5003, testa di moro 5004, testa di moro scuro 5013, nero 5005, oliva 5006, rosso bulgaro 5008, sabbia 5001, tabacco 5015.
Cassetti in legno massello di frassino nelle finiture naturale, tinto wengé, tinto ebano, tinto marrone, tinto rosso e rivestiti in cuoio nei colori bianco 5007, grigio 5003, testa di moro 5004, testa di moro scuro 5013, nero 5005, oliva 5006, rosso bulgaro 5008, sabbia 5001, tabacco 5015.

SCRITTOIO / WRITING TABLE
2008



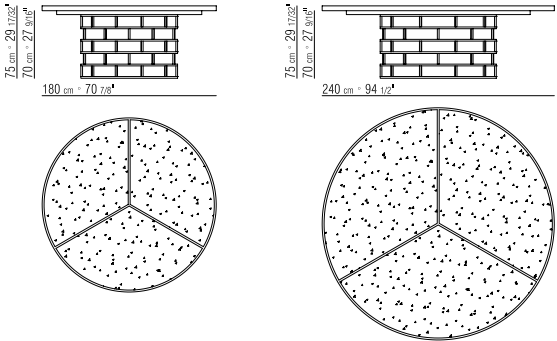
Writing table
Structure in solid ash with natural finish or stained wenge, ebony, brown or red.
Top in solid ash with natural finish or stained wenge, ebony or brown, with top and sides clad in cowhide in the following colors: white 5007, gray 5003, dark brown 5004, extra dark brown 5013, black 5005, olive 5006, Bulgarian red 5008, sand 5001 or tobacco 5015.
Drawers in solid ash with natural finish or stained wenge, ebony, brown or red and clad in cowhide in the following colors: white 5007, gray 5003, dark brown 5004, extra dark brown 5013, black 5005, olive 5006, Bulgarian red 5008, sand 5001 or tobacco 5015.

CROWN

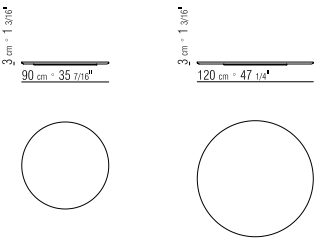
Roberto Lazzeroni

Tavolo
Struttura in metallo nelle finiture satinato, cromato, cromo nero, brunito, bronzato 457, champagne. Appoggio a terra su puntali in materiale termoplastico.
Piano in legno massello di frassino nelle finiture naturale, tinto ebano, tinto wengé, tinto marrone con inserto in marmo nelle tipologie Nero Maquinia lucido, Bianco Carrara lucido, Emperador lucido, Emperador Light, Emperador opaco, Calacatta Oro lucido, Calacatta Oro opaco, Rosso Lepanto, Verde Alpi, Pinta Verde.
Lazy Susan in legno massello di frassino nelle finiture naturale, tinto ebano, tinto wengé, tinto marrone, dotato di sistema girevole.

TAVOLO / DINING TABLE
2014/2015



LAZY SUSAN
2015



Dining table
Structure in metal with satin, chrome, black chrome, burnished, bronze 457 or champagne finish. Rests on tips made of thermoplastic material.
Top in solid ash with natural finish or stained ebony, wenge or brown, with marble insert in the following types: polished Nero Marquinia, polished white Carrara, Emperador polished, Emperador light, Emperador matte, Calacatta Oro polished, Calacatta Oro matte, Rosso Lepanto, Verde Alpi, Pinta Verde.
Lazy Susan in solid ash with natural finish or stained wenge, ebony or brown, with revolving mechanism.

DRAGONFLY

Roberto Lazzeroni

Divano/Poltrona/Panca con schienale/
Chaise longue

Struttura in legno massello con imbottitura in poliuretano espanso rivestita in tessuto protettivo accoppiato. Appoggio a terra su puntali in materiale termoplastico
Cod. 11861/11862/11863inmateriale brevettato.

Seduta in legno multistrato, con imbottitura in poliuretano espanso a densità differenziata e Dacron.
Cod. 11861/11862/11863 in poliuretano espanso rivestita in tessuto protettivo accoppiato.

Base in legno massello di frassino nelle finiture naturale, tinto wengé, tinto ebano, tinto marrone, tinto rosso.

Cuscini optional in piuma d’oca sterilizzata (certificata Assopiuma, Etichetta Oro).
I cuscini optional sono a richiesta con supplemento di prezzo.

Rivestimento non sfoderabile sia nella versione in tessuto che nella versione in pelle.

Profilo rivestimento: la confezione prevede un profilo in gros grain che può essere realizzato in tutti i colori della cartella campioni.

Letto

Testata in metallo con imbottitura in poliuretano stampato rivestita in tessuto protettivo accoppiato.

Base in legno massello di frassino nelle finiture naturale, tinto wengé, tinto ebano, tinto marrone, tinto rosso con struttura di rinforzo in metallo verniciata a forno con polveri epossidiche.

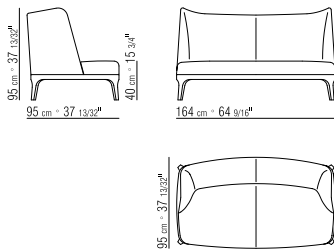
Appoggio a terra su puntali in materiale termoplastico.

Pianale in metallo con doghe in legno
Rivestimento non sfoderabile sia nella versione in tessuto che nella versione in pelle.

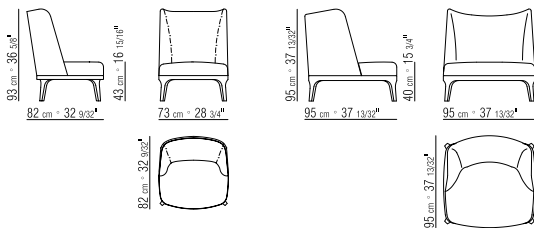
Profilo rivestimento: la confezione prevede un profilo in gros grain che può essere realizzato in tutti i colori della cartella campioni.

Materasso cm 160x200, cm 180x200, cm 200x200.
N.B. le reti vengono fornite divise in 2 pezzi.

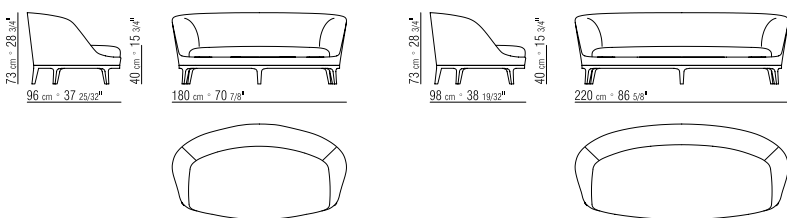
DIVANO / SOFA
2007



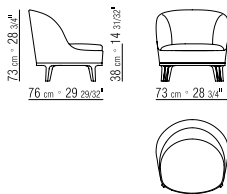
POLTRONA / ARMCHAIR
2007



DIVANO / SOFA
2017



POLTRONA / ARMCHAIR
2017



Sofa/Armchair/Central sofa/
Chaise longue

Structure in solid wood with polyurethane foam padding, covered with a protective laminated fabric. Rests on tips made of thermoplastic material.

Codes 11861/11862/11863 in patented material

Seat in plywood with padding in variable-density polyurethane foam and Dacron.
Codes 11861/11862/11863 in polyurethane foam covered with a protective laminated fabric.

Base in solid ash with natural finish or stained wenge, ebony, brown or red
Optional cushions in sterilized goose down (Assopiuma certified, gold label).
Optional cushions are upon request, with upcharge.

Upholstery is non-removable in both the fabric and leather versions

Piping - upholstery detailing includes grosgrain piping that can be crafted in all the colors on the sample board.

Bed

Headboard in metal with molded polyurethane padding, covered with a protective laminated fabric.

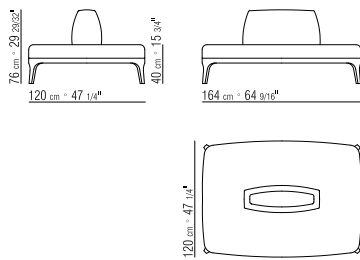
Base in solid ash with natural finish or stained wenge, ebony, brown or red, with epoxy powder-coated metal reinforcement structure.

Rests on tips made of thermoplastic material.

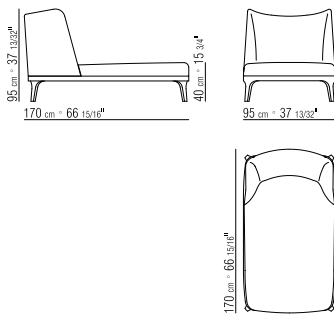
Platform in metal with wood slats
Upholstery is non-removable in both the fabric and leather versions.

Piping - upholstery detailing includes grosgrain piping that can be crafted in all the colors on the sample board.
Mattress 160x200 cm, 180x200 cm, 200x200 cm.
N.B. the slatted bed bases come in 2 pieces

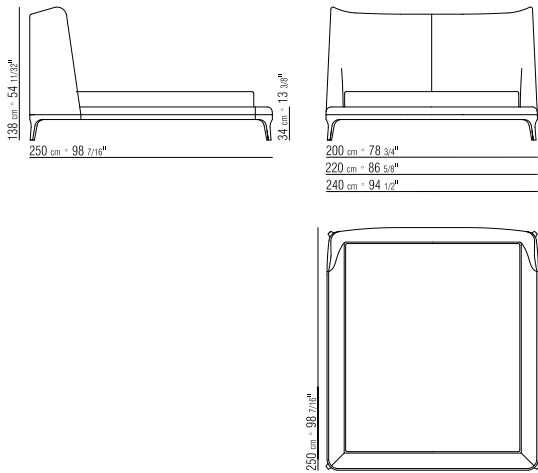
PANCA CON SCHIENALE / CENTRAL SOFA
2007



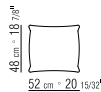
CHAISE LONGUE
2009



LETTO / BED
2008



CUSCINO / CUSHION

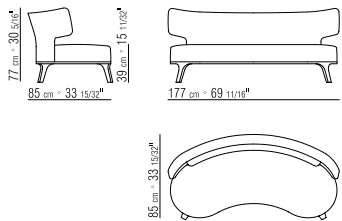


DROP

Roberto Lazzeroni

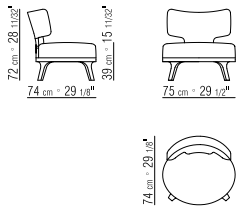
Divano/Poltrona Schienale in metallo con imbottitura in poliuretano espanso rivestita in tessuto protettivo accoppiato.
Seduta in legno multistrato con imbottitura in poliuretano espanso a densità differenziata rivestita in tessuto protettivo accoppiato.
Base in legno massello di frassino nelle finiture naturale, tinto wengé, tinto ebano, tinto marrone, tinto rosso. Appoggio a terra su puntali in materiale termoplastico.
Rivestimento non sfoderabile sia nella versione in tessuto che nella versione in pelle.
Profilo rivestimento: la confezione prevede un profilo in gros grain che può essere realizzato in tutti i colori della cartella campioni.

DIVANO / SOFA
2014



Sofa/Armchair Seat back in metal with polyurethane foam padding, covered with a protective laminated fabric.
Seat in in plywood with padding in variable-density polyurethane foam, covered with a protective laminated fabric.
Base in solid ash with natural finish or stained wenge, ebony, brown or red. Rests on tips made of thermoplastic material.
Upholstery is non-removable in both the fabric and leather versions.
Piping – upholstery detailing includes grosgrain piping that can be crafted in all the colors on the sample board.

POLTRONA / ARMCHAIR
2009

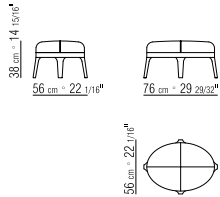


EATON

Roberto Lazzeroni

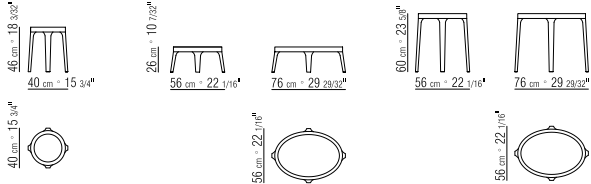
Pouf
Struttura in legno massello di frassino nelle finiture naturale, tinto wengé, tinto ebano, tinto marrone, tinto rosso. Appoggio a terra su puntali in materiale termoplastico.
Seduta in legno poliuretano espanso rivestita in tessuto protettivo accoppiato
Rivestimento non sfoderabile sia nella versione in tessuto che nella versione in pelle.

POUF / OTTOMAN
2008



Tavolini
Struttura in legno massello di frassino nelle finiture naturale, tinto wengé, tinto ebano, tinto marrone, tinto rosso. Appoggio a terra su puntali in materiale termoplastico.
Piano in marmo nelle tipologie Nero Marquina lucido, Bianco Carrara lucido, Emperador lucido, Emperador opaco, Emperador Light, Calacatta Oro lucido, Calacatta Oro opaco, Rosso Lepanto, Verde Alpi, Pinta Verde. Disponibile anche in legno di frassino nelle finiture naturale, tinto wengé, tinto ebano o tinto marrone oppure laccato lucido nelle finiture bianco, nero, lilla, verde pino, rosa salmone, grigio verde, moka, tortora, blu Cina.

TAVOLINI / COFFEE AND SIDE TABLES
2008



Ottoman
Structure in solid ash with natural finish or stained wenge, ebony, brown or red. Rests on tips made of thermoplastic material.
Seat in wood and polyurethane foam covered with a protective laminated fabric
Upholstery is non-removable in both the fabric and leather versions

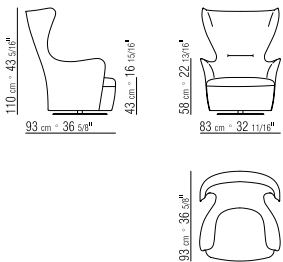
Coffee and side tables
Structure in solid ash with natural finish or stained wenge, ebony, brown or red. Rests on tips made of thermoplastic material.
Top in in the following types of marble: polished Nero Marquina, polished white Carrara, Emperador polished, Emperador light, Emperador matte, Calacatta Oro polished, Calacatta Oro matte, Rosso Lepanto, Verde Alpi, Pinta Verde. Also available in ash with natural finish or stained wenge, ebony or brown; or, with glossy lacquer finish in white, black, lilac, pine green, salmon pink, gray-green, mocha, dove gray or China blue.

ELISABETH

Roberto Lazzeroni

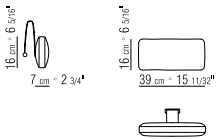
Poltrona
Struttura in poliuretano rigido e poliuretano espanso.
Cuscino seduta in Dacron con inserto in materiale indeformabile.
Base poltrona girevole in metallo cromato
Rivestimento non sfoderabile sia nella versione in tessuto che nella versione in pelle.
Profilo rivestimento: la confezione prevede un profilo in gros grain che può essere realizzato in tutti i colori della cartella campioni.

POLTRONA / ARMCHAIR
2014



Armchair
Structure in rigid polyurethane and polyurethane foam.
Seat cushion in Dacron with insert in crushproof material.
Base swivel armchair in metal with chrome finish.
Upholstery is non-removable in both the fabric and leather versions.
Piping - upholstery detailing includes grosgrain piping that can be crafted in all the colors on the sample board.

CUSCINO / CUSHION

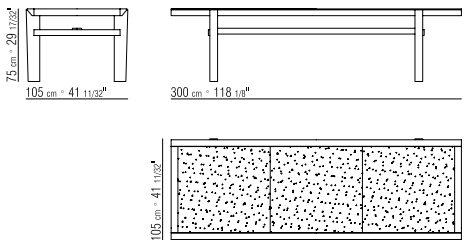


ELLIOT

Roberto Lazzeroni

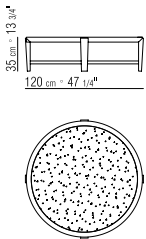
Tavolo/Tavolino
Struttura in legno massello di frassino nelle finiture naturale, tinto ebano, tinto wengé, tinto marrone, tinto rosso
Piano in marmo nelle tipologie Nero Marquinia lucido, Bianco Carrara lucido, Emperador lucido, Emperador opaco, Emperador Light, Calacatta Oro lucido, Calacatta Oro opaco, Rosso Lepanto, Verde Alpi, Pinta Verde
Articolo "1IW62-1IW65-1IW61" disponibili con piano in legno laccato lucido nelle finiture bianco, nero, lilla, verde pino, rosa salmone, grigio verde, moka, tortora, blu Cina.

TAVOLO / DINING TABLE
2010

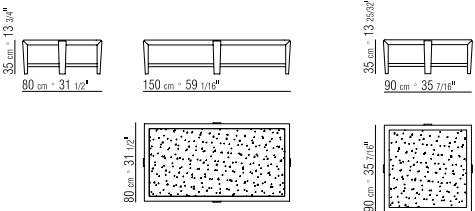


Table/Coffee table
Structure in solid ash with natural finish or stained ebony, wenge, brown or red.
Top in the following types of marble: polished Nero Marquinia, polished white Carrara, Emperador polished, Emperador matte, Emperador light, Calacatta Oro polished, Calacatta Oro matte, Rosso Lepanto, Verde Alpi, Pinta Verde.
Items "1IW62-1IW65-1IW61" available with wood top with glossy lacquer finish in white, black, lilac, pine green, salmon pink, gray-green, mocha, dove gray or China blue.

TAVOLINO / COFFEE TABLE
2011



TAVOLINO / COFFEE TABLE
2011/2014



ERMIONE

Roberto Lazzeroni

Poltrona/Divano
Schienale in metallo con imbottitura in poliuretano stampato rivestita in tessuto protettivo accoppiato.
Seduta in legno multistrato con imbottitura in poliuretano espanso rivestita in tessuto protettivo accoppiato
Base in legno massello di frassino nelle finiture naturale, tinto ebano, tinto wengé, tinto marrone, tinto rosso. Appoggio a terra su puntali in materiale termoplastico.
Rivestimento non sfoderabile sia nella versione in tessuto che nella versione in pelle.
Profilo rivestimento: la confezione prevede un profilo in gros grain che può essere realizzato in tutti i colori della cartella campioni.



Armchair/Sofa
Seat back in metal with molded polyurethane padding, covered with a protective laminated fabric.
Seat in plywood with polyurethane foam padding, covered with a protective laminated fabric.
Base in solid ash with natural finish or stained ebony, wenge, brown or red. Rests on tips made of thermoplastic material
Upholstery is non-removable in both the fabric and leather versions.
Piping - upholstery detailing includes grosgrain piping that can be crafted in all the colors on the sample board.

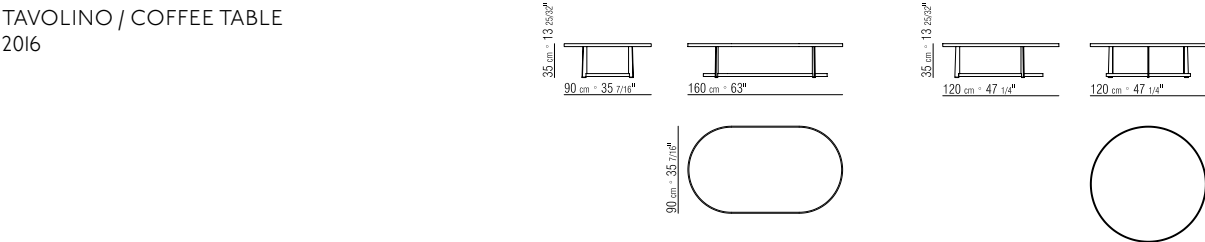


FAUNO

Roberto Lazzeroni

Tavolino
Struttura in metallo nelle finiture satinato, cromato, cromato nero, brunito, bronzato 457, champagne. Appoggio a terra su puntali in materiale termoplastico
Piano superiore in marmo nelle tipologie Carrara, Calacatta Oro lucido e opaco, Nero Marquinia lucido, Marrone Emperador lucido e opaco, Emperador Light, Rosso Lepanto, Verde Alpi, Pinta Verde o in legno laccato lucido nei colori bianco, nero, lilla, verde pino, rosa salmone, grigio verde, moka, tortora
Piano inferiore in marmo nelle tipologie Carrara, Calacatta Oro lucido e opaco, Nero Marquinia lucido, Marrone Emperador lucido e opaco, Emperador Light, Rosso Lepanto, Verde Alpi, Pinta Verde o in legno laccato lucido nei colori bianco, nero, lilla, verde pino, rosa salmone, grigio verde, moka, tortora.

Coffee and side tables
Structure in metal with satin, chrome, black chrome, burnished, bronze 457 or champagne finish. Rests on tips made of thermoplastic material
Upper top in the following types of marble: Carrara, Calacatta Oro polished or matte, polished Nero Marquinia, Emperador brown polished or matte, Emperador light, Rosso Lepanto, Verde Alpi, Pinta Verde; or, in wood with glossy lacquer finish in white, black, lilac, pine green, salmon pink, gray-green, mocha or dove gray.
Lower top in the following types of marble: Carrara, Calacatta Oro polished or matte, polished Nero Marquinia, Emperador brown polished or matte, Emperador light, Rosso Lepanto, Verde Alpi, Pinta Verde. Or in wood with glossy lacquer finish in white, black, lilac, pine green, salmon pink, gray-green, mocha or dove gray.

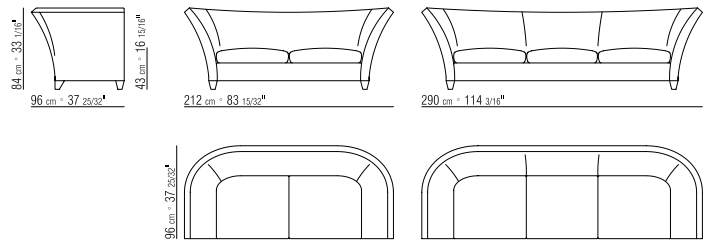


FLIGHT

John Hutton

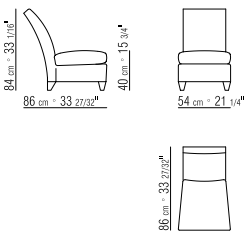
Divano/Poltrona
Struttura in legno massello con imbottitura in poliuretano espanso rivestita in tessuto protettivo accoppiato.
Cuscino seduta in poliuretano espanso e Dacron
Cuscini optional in piuma d'oca sterilizzata (certificata Assopiuma, Etichetta Oro). I cuscini optional sono a richiesta con supplemento di prezzo.
Piedi in legno massello di rovere nelle finiture naturale, tinto wengé, tinto ebano, tinto marrone, tinto rosso.
Rivestimenti non sfoderabile sia nella versione in tessuto che nella versione in pelle.

DIVANO / SOFA
200I

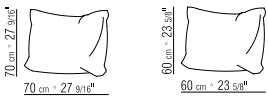


Armchair/Sofa
Structure in solid wood with polyurethane foam padding, covered with a protective laminated fabric.
Seat cushion in polyurethane foam and Dacron.
Optional cushions in sterilized goose down (Assopiuma certified, gold label). Optional cushions are upon request, with upcharge.
Feet in solid oak with natural finish or stained wenge, ebony, brown or red.
Upholstery is non-removable in both the fabric and leather versions.

POLTRONA / ARMCHAIR
200I



CUSCINO / CUSHION

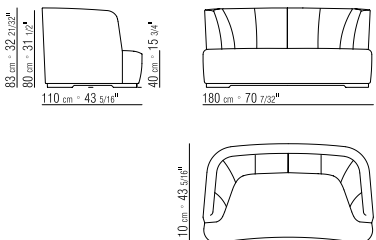


FRANCIS

Roberto Lazzeroni

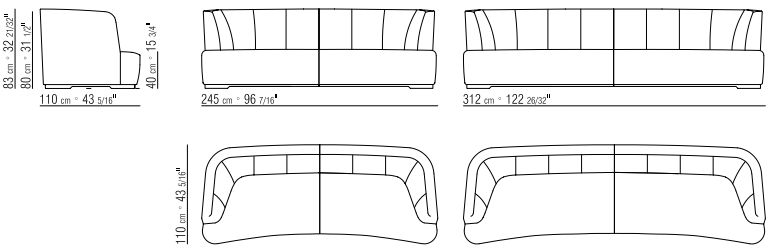
Divano
Struttura in legno massello con imbottitura in poliuretano espanso a densità differenziata e Dacron.
Base in legno massello di frassino nelle finiture naturale, tinto wengé, tinto ebano, tinto marrone, tinto rosso
Rivestimento non sfoderabile sia nella versione in tessuto che nella versione in pelle.
Profilo rivestimento: la confezione prevede un profilo in gros grain che può essere realizzato in tutti i colori della cartella campioni.

DIVANO / SOFA
2009



Sofa
Structure in solid wood with padding in variable-density polyurethane foam and Dacron.
Base in solid ash with natural finish or stained wenge, ebony, brown or red.
Upholstery is non-removable in both the fabric and leather versions.
Piping - upholstery detailing includes grosgrain piping that can be crafted in all the colors on the sample board.

DIVANO / SOFA
2009





FRIDA

Roberto Lazzeroni

Poltrona

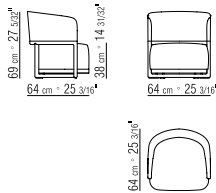
Base in legno massello di frassino nelle finiture naturale, tinto ebano, tinto wengé, tinto marrone, tinto rosso. Appoggio a terra su puntali in materiale termoplastico.

Schienale in metallo con imbottitura in poliuretano stampato rivestito in tessuto protettivo accoppiato.

Seduta in legno massello con imbottitura in poliuretano espanso a densità differenziata rivestita in tessuto protettivo accoppiato.

Rivestimento non sfoderabile sia nella versione in tessuto che nella versione in pelle.

POLTRONA / ARMCHAIR
2016



Armchair

Base in solid ash with natural finish or stained ebony, wenge, brown or red. Rests on tips made of thermoplastic material.

Seat back in metal with molded polyurethane padding, covered with a protective laminated fabric.

Seat in solid wood with padding in variable-density polyurethane foam, covered with a protective laminated fabric.

Upholstery is non-removable in both the fabric and leather versions.

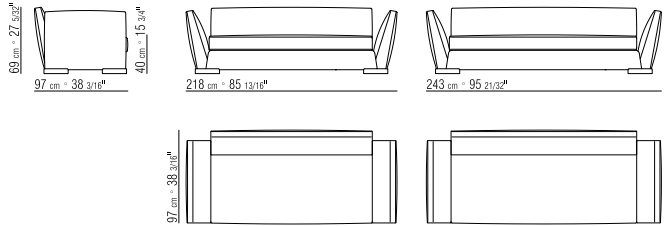
GINEVRA

Roberto Lazzeroni

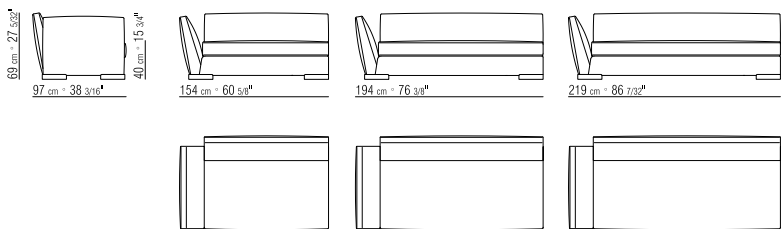
Divano/Divano componibile
Seduta in legno massello con imbottitura in poliuretano espanso rivestita in tessuto protettivo accoppiato.
Braccioli e schienali in metallo con imbottitura in poliuretano stampato rivestiti in tessuto protettivo accoppiato
Base in metallo nelle finiture satinato, cromato, cromato nero, brunito, bronzato 457, champagne. Appoggio a terra su puntali in materiale termoplastico.
Cuscino seduta in piuma d’oca sterilizzata (certificata Assopiuma, Etichetta Oro) con inserto in materiale indeformabile.
Cuscini optional in piuma d’oca sterilizzata (certificata Assopiuma, Etichetta Oro). I cuscini optional sono a richiesta con supplemento di prezzo.
Rivestimento sfoderabile sia nella versione in tessuto che nella versione in pelle.
Profilo rivestimento: la confezione prevede un profilo in gros grain che può essere realizzato in tutti i colori della cartella campioni.

Sofa/Sectional sofa
Seat in solid wood with polyurethane foam padding, covered with a protective laminated fabric.
Armrests and seat backs in metal with molded polyurethane padding, covered with a protective laminated fabric.
Base in metal with satin, chrome, black chrome, burnished, bronze 457 or champagne finish. Rests on tips made of thermoplastic material.
Seat cushion in sterilized goose down (Assopiuma certified, gold label) with insert in crushproof material.
Optional cushions in sterilized goose down (Assopiuma certified, gold label). Optional cushions are upon request with upcharge.
Upholstery is removable in both the fabric and leather versions.
Piping – upholstery detailing includes grosgrain piping that can be crafted in all the colors on the sample board.

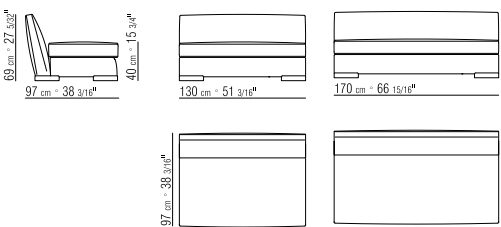
DIVANO / SOFA
2014



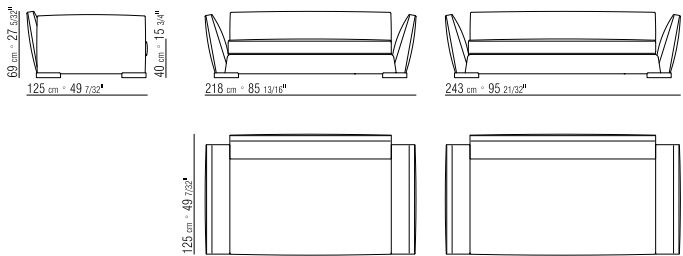
FIANCO / END UNIT
2014



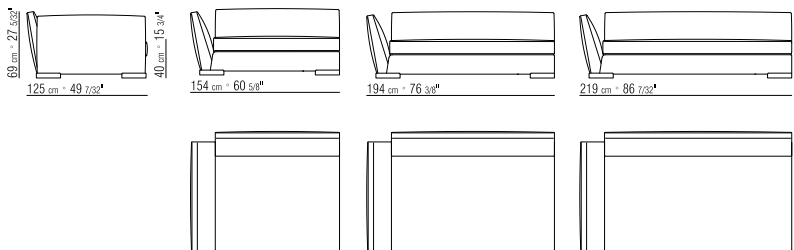
ELEMENTO / UNIT
2014



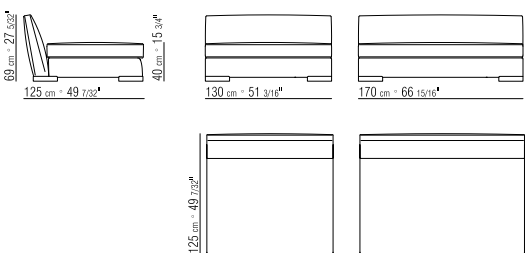
DIVANO / SOFA
2014



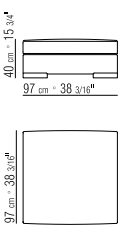
FIANCO / END UNIT
2014



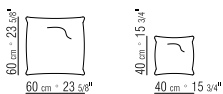
ELEMENTO / UNIT
2014



POUF / OTTOMAN
2014



CUSCINO / CUSHION



ICARO

Roberto Lazzeroni

Divano/Poltrona
Struttura in legno massello di frassino nelle finiture naturale, tinto ebano, tinto wengé, tinto marrone, tinto rosso. Appoggio a terra su puntali in materiale termoplastico.
Seduta in legno massello con imbottitura in poliuretano espanso a densità differenziata e Dacron.
Cuscino schienale imbottito in poliuretano espanso e Dacron.
Cuscini optional in piuma d’oca sterilizzata (certificata Assopiuma, Etichetta Oro). I cuscini optional sono a richiesta con supplemento di prezzo.
Per cod. 1LB20 si consigliano 4 cuscini schienale cm 63x55.
Rivestimento sfoderabile sia nella versione in tessuto che nella versione in pelle.

Libreria
Struttura legno massello di frassino nelle finiture naturale, tinto ebano, tinto wengé, tinto marrone, tinto rosso. Appoggio a terra su puntali in materiale termoplastico.
Ripiani in legno rivestito in cuoio nei colori bianco 5007, grigio 5003, testa di moro 5004, testa di moro scuro 50i3, nero 5005, oliva 5006, rosso bulgaro 5008, sabbia 500i, tabacco 50i5, scamosciato testa di moro 6004, scamosciato nero 6005, scamosciato oliva 6003, scamosciato sabbia 600i.

Tavolino
Struttura in legno massello di frassino nelle finiture naturale, tinto ebano, tinto wengé, tinto marrone, tinto rosso.
Piano tavolino in marmo nelle tipologie Carrara, Calacatta Oro lucido e opaco, Nero Marquinia lucido, Emperador lucido e opaco, Emperador Light, Rosso Lepanto, Verde Alpi, Pinta Verde.
Piedi in metallo brunito.

Comodino
Struttura in legno massello di frassino nelle finiture naturale, tinto ebano, tinto wengé, tinto marrone, tinto rosso. Appoggio a terra su puntali in materiale termoplastico.
Piano in legno massello di frassino nelle finiture naturale, tinto ebano, tinto wengé, tinto marrone, tinto rosso con inserto in cuoio nei colori bianco 5007, grigio 5003, testa di moro 5004, testa di moro scuro 50i3, nero 5005, oliva 5006, rosso bulgaro 5008, sabbia 500i, tabacco 50i5, scamosciato testa di moro 6004, scamosciato nero 6005, scamosciato oliva 6003, scamosciato sabbia 600i.
Cassetto in legno massello di frassino nelle finiture naturale, tinto ebano, tinto wengé, tinto marrone, tinto rosso.



Sofa/ Armchair
Structure in solid ash with natural finish or stained ebony, wenge, brown or red. Rests on tips made of thermoplastic material.
Seat in solid wood with padding in variable-density polyurethane foam and Dacron.
Seat back cushion padded with polyurethane foam and Dacron
Optional cushions in sterilized goose down (Assopiuma certified, gold label). Optional cushions are upon request, with upcharge.
Recommended for Code 1LB20, four (4) 63x55 cm seat back cushions.
Upholstery is removable in both the fabric and leather versions.

Bookshelf
Structure in solid ash with natural finish or stained ebony, wenge, brown or red. Rests on tips made of thermoplastic material.
Shelves in wood clad in cowhide in the following colors: white 5007, gray 5003, dark brown 5004, extra dark brown 50i3, black 5005, olive 5006, Bulgarian red 5008, sand 500i, tobacco 50i5; or, in suede: dark brown 6004, black 6005, olive 6003 or sand 600i.

Coffee and side table
Structure in solid ash with natural finish or stained ebony, wenge, brown or red.
Table top in the following types of marble: Carrara, Calacatta Oro polished or matte, polished Nero Marquinia, Emperador polished or matte, Emperador light, Rosso Lepanto, Verde Alpi, Pinta Verde.
Feet in burnished metal.

Nightstand
Structure in solid ash with natural finish or stained ebony, wenge, brown or red. Rests on tips made of thermoplastic material.
Top in solid ash with natural finish or stained ebony, wenge, brown or red, with cowhide insert in the following colors: white 5007, gray 5003, dark brown 5004, extra dark brown 50i3, black 5005, olive 5006, Bulgarian red 5008, sand 500i, tobacco 50i5; or, in dark brown suede 6004, black suede 6005, olive suede 6003 or sand suede 600i.
Drawer in solid ash with natural finish or stained ebony, wenge, brown or red.



ICARO

Roberto Lazzeroni

Specchiera
Struttura in legno massello di frassino nelle finiture naturale, tinto ebano, tinto wengé, tinto marrone, tinto rosso con supporto in metallo brunito e specchio. Appoggio a terra su puntali in materiale termoplastico.

Letto.
Struttura in legno massello di frassino nelle finiture naturale, tinto ebano, tinto wengé, tinto marrone, tinto rosso.
Base in legno massello con imbottitura in poliuretano espanso rivestita in tessuto protettivo accoppiato.

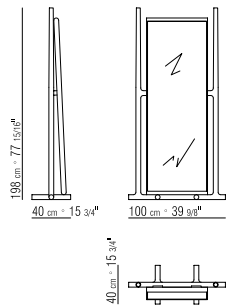
Pianale in metallo con doghe in legno
Piedi in legno massello di frassino nelle finiture naturale, tinto ebano, tinto wengé, tinto marrone, tinto rosso con supporto in metallo brunito.

Rivestimento testata non sfoderabile sia nella versione in tessuto che nella versione in pelle.
Rivestimento giroletto sfoderabile sia nella versione in tessuto che nella versione in pelle
Materasso dimensioni 160x200cm, 170x200cm, 180x200cm, 200x200cm.
N.B. le reti vengono fornite divise in 2 pezzi.

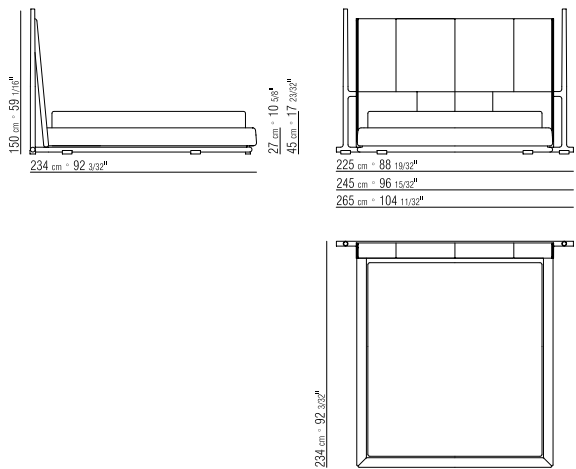
Mirror
Structure in solid ash with natural finish or stained ebony, wenge, brown or red, with burnished metal support and mirror. Rests on tips made of thermoplastic material.

Bed
Structure in solid ash with natural finish or stained ebony, wenge, brown or red.
Base in solid wood with polyurethane foam padding, covered with a protective laminated fabric.
Platform in metal with wood slats.
Feet in solid ash with natural finish or stained ebony, wenge, brown or red, with burnished metal support.
Headboard upholstery is non-removable in both the fabric and leather versions.
Bedframe upholstery is removable in both the fabric and leather versions.
Mattress sizes 160x200cm, 170x200cm, 180x200cm, 200x200cm.
N.B. the slatted bed bases come in 2 pieces.

SPECCHIERA / MIRROR
2015



LETTO / BED
2015



JACQUES

Roberto Lazzeroni

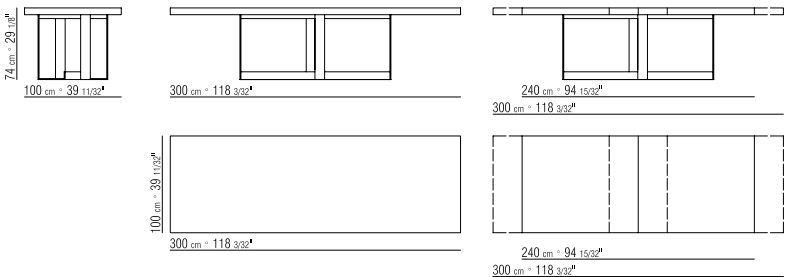
Tavolo/Tavolo allungabile
Struttura in metallo nelle finiture cromato, satinato, brunito, cromo nero, bronzato 457, champagne.
Piano in legno impiallacciato di frassino nelle finiture naturale, tinto wengé, tinto ebano, tinto marrone.

Tavolini/Console
Struttura in metallo nelle finiture cromato, satinato, brunito, cromo nero, bronzato 457, champagne. Appoggio a terra su puntali in materiale termoplastico.
Piano in marmo nelle tipologie Nero Marquinia lucido, Bianco Carrara lucido, Emperador lucido, Emperador opaco, Emperador Light, Calacatta Oro lucido, Calacatta Oro opaco, Rosso Lepanto, Verde Alpi, Pinta Verde.

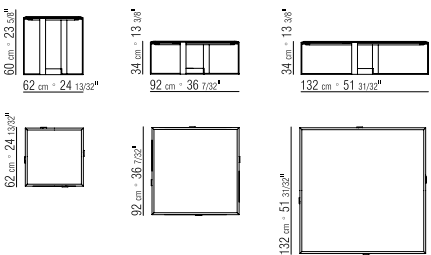
Dining table/Extendable Dining table
Structure in metal with chrome, satin, burnished, black chrome, bronze 457 or champagne finish
Top in ash veneer with natural finish or stained wenge, ebony or brown

Coffee and side table/Console
Structure in metal with chrome, satin, burnished, black chrome, bronze 457 or champagne finish. Rests on tips made of thermoplastic material.
Top in the following types of marble: polished Nero Marquinia, polished white Carrara, Emperador polished, Emperador matte, Emperador light, Calacatta Oro polished, Calacatta Oro matte, Rosso Lepanto, Verde Alpi, Pinta Verde.

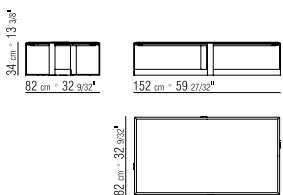
TAVOLO / DINING TABLE
2009



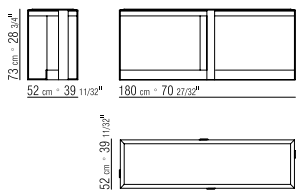
TAVOLINO / COFFEE AND SIDE TABLE
2008



TAVOLINO / COFFEE TABLE
2008



CONSOLLE / CONSOLE
2008



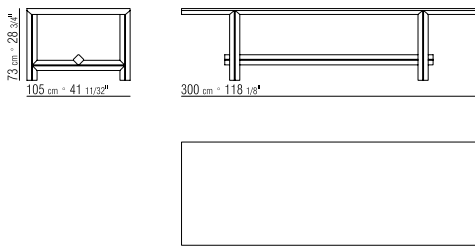
JOSEF

Samuel Accoceberry

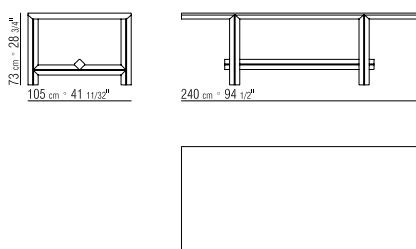
Tavolo
Struttura in legno massello di frassino nelle finiture naturale, tinto ebano, tinto wengé, tinto marrone.
Piano in legno massello di frassino nelle finiture naturale, tinto ebano, tinto wengé, tinto marrone o in marmo nelle tipologie Nero Marquinia lucido, Bianco Carrara lucido, Emperador lucido, Emperador opaco, Emperador Light, Calacatta Oro lucido, Calacatta Oro opaco, Rosso Lepanto, Verde Alpi, Pinta Verde.

Dining table
Structure in solid ash with natural finish or stained ebony, wenge or brown.
Top in solid ash with natural finish or stained ebony, wenge or brown; or, in the following types of marble: polished Nero Marquinia, polished white Carrara, Emperador polished, Emperador matte, Emperador light, Calacatta Oro polished, Calacatta Oro matte, Rosso Lepanto, Verde Alpi, Pinta Verde.

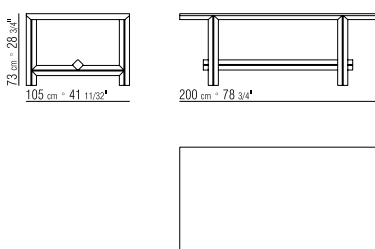
TAVOLO / DINING TABLE
2018



TAVOLO / DINING TABLE
2018



TAVOLO / DINING TABLE
2018

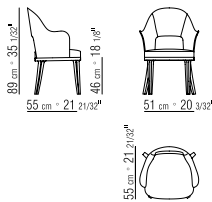


JUDIT

Roberto Lazzeroni

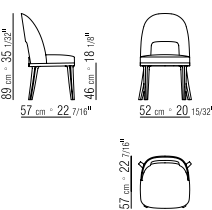
Sedia/Poltroncina
Struttura schienale in poliuretano rigido con imbottitura in poliuretano espanso.
Seduta in legno multistrato con imbottitura in poliuretano espanso rivestita in tessuto protettivo accoppiato.
Base in legno massello di frassino nelle finiture naturale, tinto wengé, tinto ebano, tinto marrone, tinto rosso. Appoggio a terra su puntali in materiale termoplastico.
Rivestimento non sfoderabile sia nella versione in tessuto che nella versione in pelle.

POLTRONCINA / DINING ARMCHAIR
2016



Chair/Dining armchair
Seat back structure in rigid polyurethane with polyurethane foam padding.
Seat in plywood with polyurethane foam padding, covered with a protective laminated fabric.
Base in solid ash with natural finish or stained wenge, ebony, brown or red. Rests on tips made of thermoplastic material.
Upholstery is non-removable in both the fabric and leather versions.

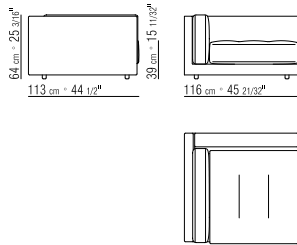
SEDIA / CHAIR
2013



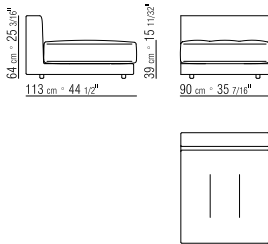
Divano componibile
Struttura in legno massello con imbottitura in poliuretano espanso rivestita in tessuto protettivo accoppiato. Appoggio a terra su puntali in materiale termoplastico
Cuscino seduta in poliuretano espanso a densità differenziata e Solutex®.
Cuscino bracciolo in poliuretano espanso e Solutex®.
Cuscini optional in piuma d'oca sterilizzata (certificata Assopiuma, Etichetta Oro). I cuscini optional sono a richiesta con supplemento di prezzo
Rivestimento sfoderabile sia nella versione in tessuto che nella versione in pelle
Profilo rivestimento: la confezione prevede un profilo in gros grain che può essere realizzato in tutti i colori della cartella campioni.

Chaise longue.
Struttura in legno massello di frassino nelle finiture naturale, tinto wengé, tinto ebano, tinto marrone. Appoggio a terra su puntali in materiale termoplastico
Cuscino seduta in poliuretano espanso a densità differenziata e Solutex®.
Cuscino schienale in poliuretano espanso e Solutex®.
Cuscini in piuma d'oca sterilizzata (certificata Assopiuma, Etichetta Oro). I cuscini sono a richiesta con supplemento di prezzo.
Rivestimento sfoderabile sia nella versione in tessuto che nella versione in pelle.
Profilo rivestimento: la confezione prevede un profilo in gros grain che può essere realizzato in tutti i colori della cartella campioni.

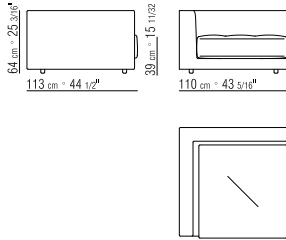
FIANCO / END UNIT
2018



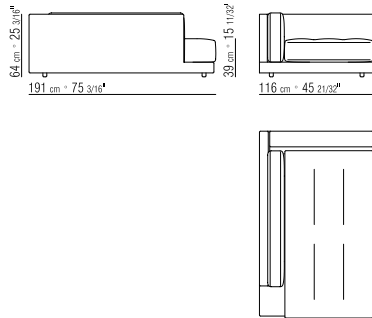
ELEMENTO / UNIT
2018



ANGOLO / CORNER
2018



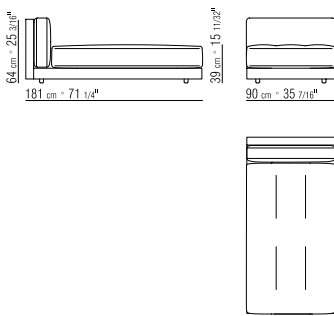
FIANCO TERMINALE / LONG CORNER
2018



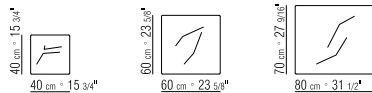
Sectional sofa
Structure in solid wood with polyurethane foam padding, covered with a protective laminated fabric. Rests on tips made of thermoplastic material.
Seat cushion in variable-density polyurethane foam and Solutex®.
Armrest cushion in polyurethane foam and Solutex®.
Optional cushions in sterilized goose down (Assopiuma certified, gold label). Optional cushions are upon request, with upcharge
Upholstery is removable in both the fabric and leather versions.
Piping - upholstery detailing includes grosgrain piping that can be crafted in all the colors on the sample board.

Chaise longue.
Structure in solid ash with natural finish or stained wenge, ebony or brown. Rests on tips made of thermoplastic material.
Seat cushion in variable-density polyurethane foam and Solutex®.
Seat back cushion in polyurethane foam and Solutex®.
Optional cushions in sterilized goose down (Assopiuma certified, gold label). Optional cushions are upon request, with upcharge.
Upholstery is removable in both the fabric and leather versions.
Piping - upholstery detailing includes grosgrain piping that can be crafted in all the colors on the sample board.

CHAISE LONGUE
2018



CUSCINO / CUSHION



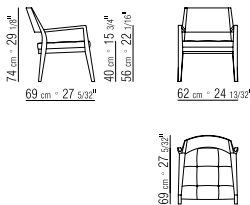
LUDOVICA

Carlo Colombo

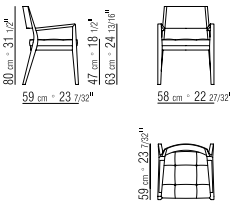
Poltrona/Poltroncina/Sedia
Struttura in legno massello di frassino nelle finiture naturale, tinto wengé, tinto ebano, tinto marrone, tinto rosso. Appoggio a terra su puntali in materiale termoplastico.
Cuscino seduta in legno multistrato con imbottitura in poliuretano espanso e Dacron, confezione con trapuntatura.
Braccioli in legno massello con inserto in cuoio nei colori bianco 5007, grigio 5003, testa di moro 5004, testa di moro scuro 50I3, nero 5005, oliva 5006, rosso bulgaro 5008, sabbia 500I, tabacco 50I5, scamosciato moro 6004, scamosciato nero 6005, scamosciato oliva 6003, scamosciato sabbia 600I.
Rivestimento non sfoderabile sia nella versione in tessuto che nella versione in pelle.

Armchair/Dining armchair/Chair
Structure in solid ash with natural finish or stained wenge, ebony, brown or red. Rests on tips made of thermoplastic material.
Seat cushion in plywood padded with polyurethane foam and Dacron, tailored with quilted motif.
Armrests in solid wood with cowhide insert in the following colors: white 5007, gray 5003, dark brown 5004, extra dark brown 50I3, black 5005, olive 5006, Bulgarian red 5008, sand 500I or tobacco 50I5; or, in suede: dark brown 6004, black 6005, olive 6003 or sand 600I.
Upholstery is non-removable in both the fabric and leather versions.

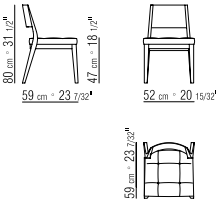
POLTRONA / ARMCHAIR
2006



POLTRONCINA / DINING ARMCHAIR
2006



SEDIA / CHAIR
2006

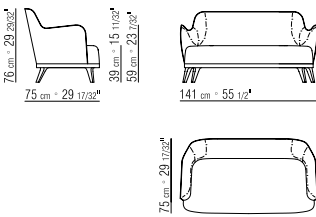


LYSANDRE

Roberto Lazzeroni

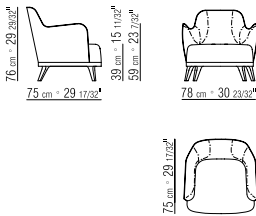
Divano/Poltrona
Struttura in metallo con imbottitura in poliuretano stampato rivestita in tessuto protettivo accoppiato.
Seduta in legno multistrato con imbottitura in poliuretano espanso a densità differenziata rivestita in tessuto protettivo accoppiato.
Base in massello di frassino nelle finiture naturale, tinto wengé, tinto ebano, tinto marrone, tinto rosso. Appoggio a terra su puntali in materiale termoplastico.
Rivestimento non sfoderabile sia nella versione in tessuto che nella versione in pelle.
Profilo rivestimento: la confezione prevede un profilo in gros grain che può essere realizzato in tutti i colori della cartella campioni.

DIVANO / SOFA
2013



Sofa/Armchair
Structure in metal with molded polyurethane padding, covered with a protective laminated fabric.
Seat in in plywood with padding in variable-density polyurethane foam, covered with a protective laminated fabric.
Base in solid ash with natural finish or stained wenge, ebony, brown or red. Rests on tips made of thermoplastic material.
Upholstery is non-removable in both the fabric and leather versions.
Piping - upholstery detailing includes grosgrain piping that can be crafted in all the colors on the sample board.

POLTRONA / ARMCHAIR
2013



MARMADUKE

Roberto Lazzeroni

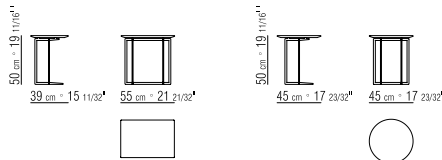
Tavolino
Struttura in metallo nelle finiture cromo nero, satinato, cromato, brunito, bronzato 457, champagne. Appoggio a terra su puntali in materiale termoplastico.
Piano in marmo nelle tipologie Nero Maquinia lucido, Bianco Carrara lucido, Emperador lucido, Emperador Light, Emperador opaco, Calacatta Oro lucido, Calacatta Oro opaco, Rosso Lepanto, Verde Alpi, Pinta Verde.

Scrittoio
Struttura in metallo nelle finiture cromo nero, satinato, cromato, brunito, bronzato 457, champagne. Appoggio a terra su puntali in materiale termoplastico.
Piano in legno multistrato rivestito in cuoio nei colori bianco 5007, grigio 5003, testa di moro 5004, testa di moro scuro 5013, nero 5005, oliva 5006, rosso bulgaro 5008, sabbia 5001, tabacco 5015.
Cassetto in legno massello di frassino nelle finiture naturale, tinto ebano, tinto wengé, tinto marrone, tinto rosso.

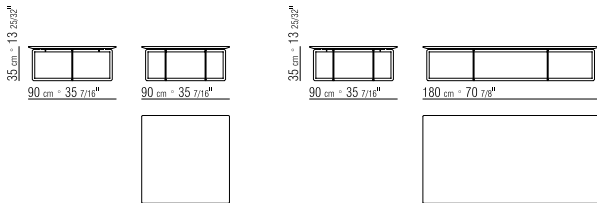
Coffee and side tables
Structure in metal with black chrome, satin, chrome, burnished, bronze 457 or champagne finish. Rests on tips made of thermoplastic material.
Top in the following types of marble: polished Nero Marquinia, polished white Carrara, Emperador polished, Emperador light, Emperador matte, Calacatta Oro polished, Calacatta Oro matte, Rosso Lepanto, Verde Alpi, Pinta Verde.

Writing table
Structure in metal with black chrome, satin, chrome, burnished, bronze 457 or champagne finish. Rests on tips made of thermoplastic material.
Top in plywood clad in cowhide in the following colors: white 5007, gray 5003, dark brown 5004, extra dark brown 5013, black 5005, olive 5006, Bulgarian red 5008, sand 5001 or tobacco 5015.
Drawer in solid ash with natural finish or stained ebony, wenge, brown or red.

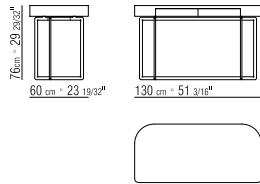
TAVOLINO / SIDE TABLE
2017



TAVOLINO / COFFEE TABLE
2017



SCRITTOIO | WRITING TABLE
2017



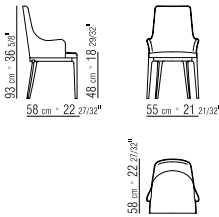
ME

Roberto Lazzeroni

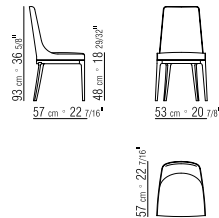
Sedia/Poltroncina
Struttura in poliuretano rigido e poliuretano espanso.
Seduta in legno multistrato con imbottitura in poliuretano espanso rivestita in tessuto protettivo accoppiato.
Base in metallo nelle finiture cromo nero, satinato, brunito, cromato, bronzato 457, champagne. Appoggio a terra su puntali in materiale termoplastico o in legno massello di frassino nelle finiture naturale, tinto wengé, tinto ebano, tinto marrone, tinto rosso
Rivestimento non sfoderabile sia nella versione in tessuto che nella versione in pelle.
Profilo rivestimento: la confezione prevede un profilo in gros grain che può essere realizzato in tutti i colori della cartella campioni.

Chair/Dining armchair
Structure in rigid polyurethane and polyurethane foam.
Seat in plywood with polyurethane foam padding, covered with a protective laminated fabric.
Base in metal with black chrome, satin, burnished, chrome, bronze 457 or champagne finish. Rests on tips made of thermoplastic material.
Or, in solid ash with natural finish or stained wenge, ebony, brown or red.
Upholstery is non-removable in both the fabric and leather versions.
Piping - upholstery detailing includes grosgrain piping that can be crafted in all the colors on the sample board.

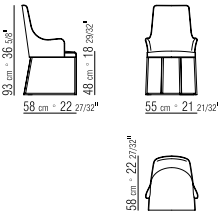
POLTRONCINA / DINING ARMCHAIR
2008



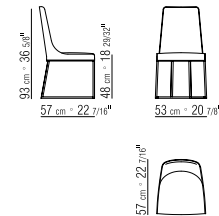
SEDIA / CHAIR
2007



POLTRONCINA / DINING ARMCHAIR
2008



SEDIA / CHAIR
2007

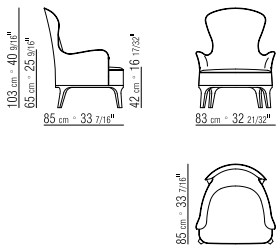


MEMOIRE

Roberto Lazzeroni

Poltrona
Struttura in legno massello con imbottitura in poliuretano espanso a densità differenziata e Dacron rivestita in tessuto protettivo accoppiato.
Base in legno massello di frassino nelle finiture naturale, tinto wengé, tinto ebano, tinto marrone, tinto rosso. Appoggio a terra su puntali in materiale termoplastico.
Rivestimento non sfoderabile sia nella versione in tessuto che nella versione in pelle.
Profilo rivestimento: la confezione prevede un profilo in gros grain che può essere realizzato in tutti i colori della cartella campioni.

POLTRONA / ARMCHAIR
2009



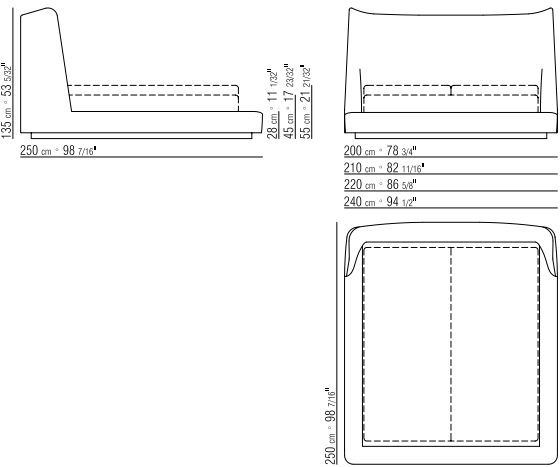
Armchair
Structure in solid wood with padding in variable-density polyurethane foam and Dacron, covered with protective laminated fabric.
Base in solid ash with natural finish or stained wenge, ebony, brown or red. Rests on tips made of thermoplastic material.
Upholstery is non-removable in both the fabric and leather versions.
Piping - upholstery detailing includes grosgrain piping that can be crafted in all the colors on the sample board.

MIDNIGHT

Roberto Lazzeroni

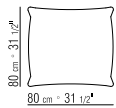
Letto
Testata in metallo con imbottitura in poliuretano stampato rivestita in tessuto protettivo accoppiato.
Struttura in legno massello con imbottitura in poliuretano espanso rivestita in tessuto protettivo accoppiato.
Pianale in metallo con doghe in legno
Cuscini in piuma d'oca sterilizzata (certificata Assopiuma, Etichetta Oro). I cuscini sono a richiesta con supplemento di prezzo.
Rivestimento sfoderabile sia nella versione in tessuto che nella versione in pelle
Profilo rivestimento: la confezione prevede un profilo in gros grain che può essere realizzato in tutti i colori della cartella campioni.
Materasso dimensioni 160X200cm, 180x200cm, 200x200cm.
N.B. le reti vengono fornite divise in 2 pezzi.

LETTO / BED
2012



Bed
Headboard in metal with molded polyurethane padding, covered with a protective laminated fabric.
Structure in solid wood with polyurethane foam padding, covered with a protective laminated fabric.
Platform in metal with wood slats.
Cushions in sterilized goose down (Assopiuma certified, gold label). Cushions are upon request, with upcharge.
Upholstery is removable in both the fabric and leather versions.
Piping - upholstery detailing includes grosgrain piping that can be crafted in all the colors on the sample board.
Mattress sizes 160x200cm, 180x200cm, 200x200cm
N.B. the slatted bed bases come in 2 pieces.

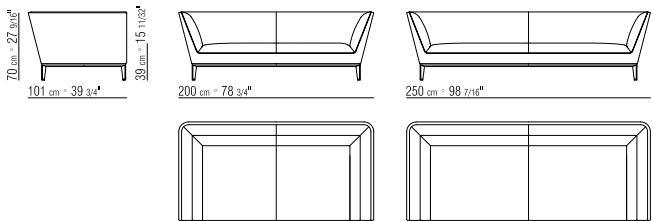
CUSCINO / CUSHION



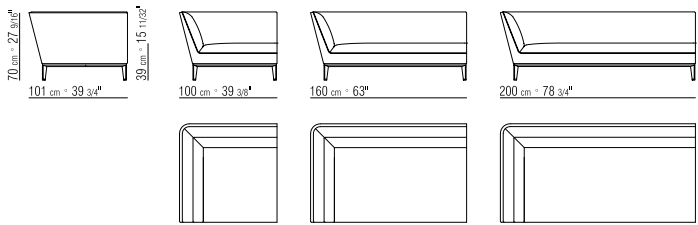
Divano/Divano componibile
Struttura e seduta in legno massello con imbottitura in poliuretano espanso a densità differenziata e Dacron rivestiti in tessuto protettivo accoppiato.
Cuscini optional in piuma d’oca sterilizzata (certificata Assopiuma, Etichetta Oro). I cuscini optional sono a richiesta con supplemento di prezzo.
Base in metallo nelle finiture cromato, cromo nero, satinato, brunito, bronzato 457, champagne.
Piedi in alluminio pressofuso nelle finiture cromato, cromo nero, satinato, brunito, bronzato 457, champagne. Appoggio a terra su puntali in materiale termoplastico
Rivestimento non sfoderabile sia nella versione in tessuto che nella versione in pelle.
Profilo rivestimento: la confezione prevede un profilo in gros grain che può essere realizzato in tutti i colori della cartella campioni.

Tavolino
Struttura in metallo nelle finiture cromo nero, satinato, cromato, brunito, bronzato 457, champagne.
Piano in marmo nelle tipologie Nero Maquinia lucido, Bianco Carrara lucido, Emperador lucido, Emperador Light, Emperador opaco, Calacatta Oro lucido, Calacatta Oro opaco, Rosso Lepanto, Verde Alpi, Pinta Verde.
Piedi in alluminio pressofuso nelle finiture cromato, cromo nero, satinato, brunito, bronzato 457, champagne. Appoggio a terra su puntali in materiale termoplastico.

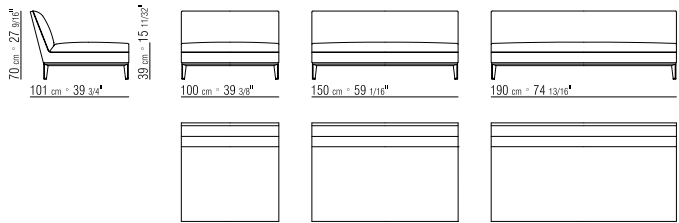
DIVANO / SOFA
2017



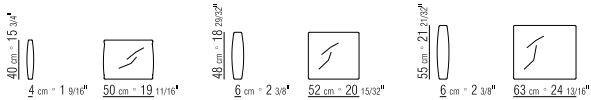
FIANCO / END UNIT
2017



ELEMENTO / UNIT
2017



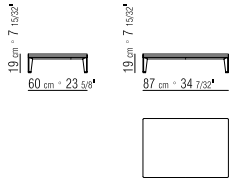
CUSCINO / CUSHION



Sofa/Sectional sofa
Structure and seat in solid wood with padding in variable-density polyurethane foam and Dacron, covered with protective laminated fabric.
Optional cushions in sterilized goose down (Assopiuma certified, gold label). Optional cushions are upon request, with upcharge.
Base in metal with chrome, black chrome, satin, burnished, bronze 457 or champagne finish.
Feet in cast aluminum in chrome, black chrome, satin, burnished, bronze 457 or champagne finish. Rests on tips made of thermoplastic material.
Upholstery is non-removable in both the fabric and leather versions.
Piping - upholstery detailing includes grosgrain piping that can be crafted in all the colors on the sample board.

Coffee table
Structure in metal with black chrome, satin, chrome, burnished, bronze 457 or champagne finish.
Top in the following types of marble: polished Nero Marquina, polished white Carrara, Emperador polished, Emperador light, Emperador matte, Calacatta Oro polished, Calacatta Oro matte, Rosso Lepanto, Verde Alpi, Pinta Verde.
Feet in cast aluminum in chrome, black chrome, satin, burnished, bronze 457 or champagne finish. Rests on tips made of thermoplastic material.

TAVOLINO / COFFEE TABLE



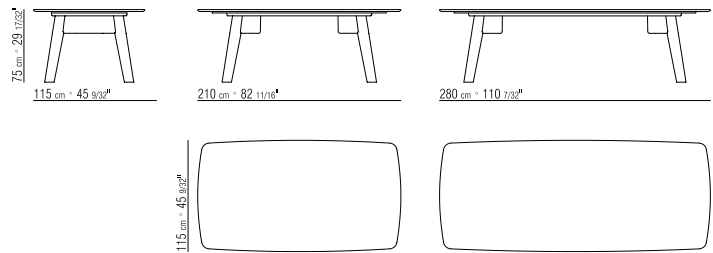
ORLANDO

Roberto Lazzeroni

Tavolo
Struttura in legno massello di frassino nelle finiture naturale, tinto wengé, tinto ebano, tinto marrone, tinto rosso.
Piano in legno impiallacciato di frassino nelle finiture naturale, tinto ebano, tinto wengé, tinto marrone o in marmo nelle tipologie Carrara, Calacatta Oro lucido e opaco, Nero Marquinia lucido, marmo Marrone Emperador lucido e opaco, Emperador Light, Rosso Lepanto, Verde Alpi, Pinta Verde.

Dining table
Structure in solid ash with natural finish or stained wenge, ebony, brown or red.
Top in ash veneer with natural finish or stained ebony, wenge or brown; or, in the following types of marble: Carrara, Calacatta Oro polished or matte, polished Nero Marquinia, Emperador brown polished or matte, Emperador light, Rosso Lepanto, Verde Alpi, Pinta Verde.

TAVOLO / DINING TABLE
2015



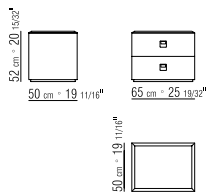
RAFAEL

Roberto Lazzeroni

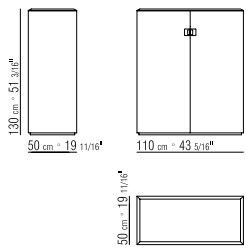
Comodino/Contentitore/Cassettiera
Struttura in legno laccato lucido moka.
Cassetti in legno impiallacciato di rovere tinto marrone con guide metalliche e pannello frontale in legno laccato lucido moka.
Ripiani interni in legno impiallacciato di rovere tinto marrone.
Ante in legno laccato lucido moka
Piano in marmo nelle tipologie Nero Marquinia lucido, Bianco Carrara lucido, Emperador opaco, Emperador lucido, Emperador Light, Calacatta Oro lucido, Calacatta Oro opaco, Rosso Lepanto, Verde Alpi.
Maniglie in metallo nelle finiture satinato, cromato, cromo nero, brunito, bronzato 457, champagne

Nightstand/Cabinet/Chest of drawers
Structure in wood with glossy lacquer mocha finish.
Drawers in oak veneer stained brown, with metal runners and front panel in wood with glossy lacquer mocha finish
Internal shelves in oak veneer stained brown.
Doors in wood with glossy lacquer mocha finish.
Top in the following types of marble: polished Nero Marquinia, polished white Carrara, Emperador matte, Emperador polished, Emperador light, Calacatta Oro polished, Calacatta Oro matte, Rosso Lepanto or Verde Alpi.
Handles in metal with satin, chrome, black chrome, burnished, bronze 457 or champagne finish.

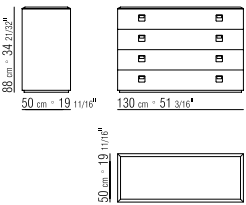
COMODINO / NIGHTSTAND
2012



CONTENTITORE / CABINET
2012



CASSETTIERA / CHEST OF DRAWERS
2012

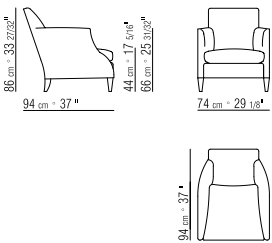


RELAX

John Hutton

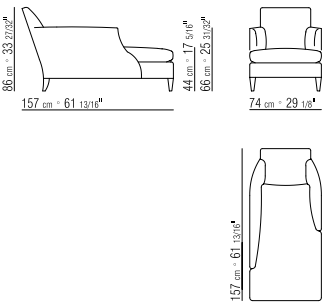
Poltrona/Dormeuse
Struttura in legno massello con imbottitura in poliuretano espanso rivestita in tessuto protettivo accoppiato
Cuscino seduta con imbottitura in poliuretano espanso e Dacron
Cuscini optional in piuma d'oca sterilizzata (certificata Assopiuma, Etichetta Oro. I cuscini optional sono a richiesta con supplemento di prezzo.
Piedi in legno massello di rovere nelle finiture naturale, tinto wengé, tinto ebano, tinto marrone, tinto rosso
Rivestimento non sfoderabile sia nella versione in tessuto che nella versione in pelle.

POLTRONA / ARMCHAIR
2001

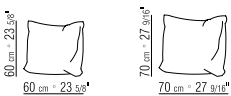


Armchair/Dormeuse
Structure in solid wood with polyurethane foam padding, covered with a protective laminated fabric.
Seat cushion padded with polyurethane foam and Dacron.
Optional cushions in sterilized goose down (Assopiuma certified, gold label). Optional cushions are upon request, with upcharge.
Feet in solid oak with natural finish or stained wenge, ebony, brown or red
Upholstery is non-removable in both the fabric and leather versions.

DORMEUSE
2001



CUSCINO / CUSHION

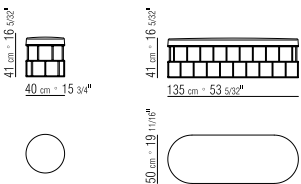


RIVIERA

Roberto Lazzeroni

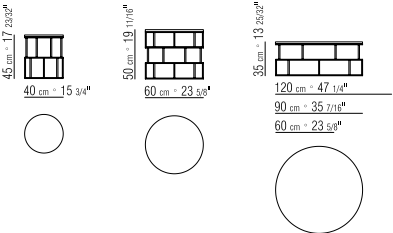
Panca/Pouf
Struttura in metallo nelle finiture satinato, brunito, cromato, cromato nero, bronzato 457, champagne.
Seduta in legno multistrato con imbottitura in poliuretano espanso rivestita in tessuto protettivo accoppiato.
Rivestimento sfoderabile sia nella versione in tessuto che nella versione in pelle.

POUF / OTTOMAN
2015



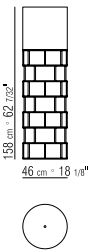
Tavolini
Base in metallo nelle finiture satinato, cromato, brunito, cromato nero, bronzato 457, champagne.
Piano in legno laccato lucido nelle finiture bianco, nero, lilla, verde pino, rosa salmone, grigio verde, moka, tortora, blu Cina o in marmo nelle tipologie Nero Marquinia lucido, Bianco Carrara lucido, Emperador lucido, Emperador opaco, Emperador Light, Calacatta Oro lucido, Calacatta Oro opaco, Rosso Lepanto, Verde Alpi, Pinta Verde.

TAVOLINO / COFFEE AND SIDE TABLE
2014



Lampada
Struttura in metallo nelle finiture satinato, cromato, brunito, cromato nero, bronzato 457, champagne.
Paralume interno in policarbonato opalino, esterno in tessuto bianco panna.

LAMPADA DA TERRA / FLOOR LAMP
2015



Bench/Ottoman
Structure in metal with satin, burnished, chrome, black chrome, bronze 457 or champagne finish.
Seat in plywood with polyurethane foam padding, covered with a protective laminated fabric.
Upholstery is removable in both the fabric and leather versions.

Coffee and side table
Base in metal with satin, chrome, burnished, black chrome, bronze 457 or champagne finish.
Top in wood with glossy lacquer finish in the following colors: white, black, lilac, pine green, salmon pink, gray-green, mocha, dove gray or China blue; or, in the following types of marble: polished Nero Marquinia, polished white Carrara, Emperador polished, Emperador matte, Emperador light, Calacatta Oro polished, Calacatta Oro matte, Rosso Lepanto, Verde Alpi, Pinta Verde.

Lamp
Structure in metal with satin, chrome, burnished, black chrome, bronze 457 or champagne finish.
Lampshade interior in opaline polycarbonate, exterior in cream-white fabric.

ROMY

John Hutton

Tavolino
Struttura in metallo bronzato. Appoggio a terra su puntali in materiale termoplastico
Piano in marmo travertino.

TAVOLINO / COFFEE TABLE
2004

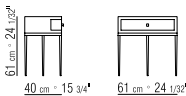


Comodino
Struttura in metallo bronzato.
Appoggio a terra su puntali in materiale termoplastico.
Piano con cassetto in legno impiallacciato di rovere nelle finiture naturale, tinto wengé, tinto ebano, tinto marrone.



Coffee table
Structure in bronze-finish metal. Rests on tips made of thermoplastic material.
Top in travertine.

COMODINO / NIGHTSTAND
2004



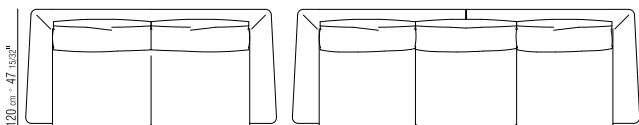
Nightstand
Structure in bronze-finish metal. Rests on tips made of thermoplastic material.
Top with drawer in oak veneer with natural finish or stained wenge, ebony or brown.

SCOTT

Roberto Lazzeroni

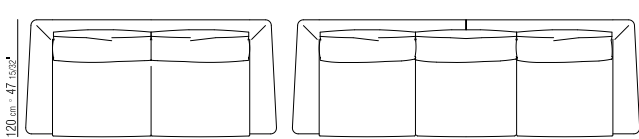
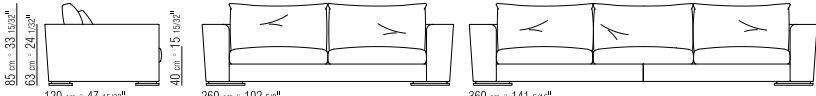
Divano
Struttura in legno massello con imbottitura in poliuretano espanso rivestita in tessuto protettivo accoppiato.
Cuscino seduta in piuma d'oca sterilizzata (certificata Assopiuma, Etichetta Oro) con inserto in materiale indeformabile.
Cuscino schienale in piuma d'oca sterilizzata (certificata Assopiuma, Etichetta Oro).
Cuscini optional in piuma d'oca sterilizzata (certificata Assopiuma, Etichetta Oro). I cuscini optional sono a richiesta con supplemento di prezzo.
Piedi in legno massello di frassino nelle finiture naturale, tinto wengé, tinto ebano, tinto marrone, tinto rosso.
Rivestimento sfoderabile sia nella versione in tessuto che nella versione in pelle.
Profilo rivestimento: la confezione prevede un profilo in gros grain che può essere realizzato in tutti i colori della cartella campioni.

DIVANO / SOFA
2011



Sofa
Structure in solid wood with polyurethane foam padding, covered with a protective laminated fabric.
Seat cushion in sterilized goose down (Assopiuma certified, gold label) with insert in crushproof material.
Seat back cushion in sterilized goose down (Assopiuma certified, gold label).
Optional cushions in sterilized goose down (Assopiuma certified, gold label). Optional cushions are upon request, with upcharge.
Feet in solid ash with natural finish or stained ebony, wenge, brown or red.
Upholstery is removable in both the fabric and leather versions.
Piping - upholstery detailing includes grosgrain piping that can be crafted in all the colors on the sample board.

DIVANO / SOFA
2011



CUSCINO / CUSHION



TIMMY

Roberto Lazzeroni

Pouf
Struttura in legno massello di frassino nelle finiture naturale, tinto ebano, tinto wengé, tinto marrone, tinto rosso. Appoggio a terra su puntali in materiale termoplastico.

Seduta in poliuretano espanso rivestita in tessuto protettivo accoppiato.

Rivestimento sfoderabile sia nella versione in tessuto che nella versione in pelle.

Profilo rivestimento: la confezione prevede un profilo in gros grain che può essere realizzato in tutti i colori della cartella campioni.

POUF / OTTOMAN
2010

Technical drawings of the Pouf / Ottoman. The square pouf has dimensions 50 cm x 19 1/16" (50 cm x 19 1/16"). The rectangular ottoman has dimensions 50 cm x 19 1/16" (50 cm x 19 1/16") and 135 cm x 59 1/16" (135 cm x 59 1/16").

Ottoman
Structure in solid ash with natural finish or stained ebony, wenge, brown or red. Rests on tips made of thermoplastic material.

Seat in polyurethane foam covered with a protective laminated fabric.

Upholstery is removable in both the fabric and leather versions.

Piping - upholstery detailing includes grosgrain piping that can be crafted in all the colors on the sample board.

VALERY

John Hutton

Divano
Struttura in legno massello con imbottitura in poliuretano espanso rivestita in tessuto protettivo accoppiato.

Cuscino seduta in poliuretano espanso e Dacron.

Cuscino schienale in piuma d'oca sterilizzata (certificata Assopiuma, Etichetta Oro).

Piedi in legno massello di frassino nelle finiture naturale, tinto wengé, tinto ebano, tinto marrone, tinto rosso.

Cuscini optional in piuma d'oca sterilizzata (certificata Assopiuma, Etichetta Oro). I cuscini optional sono a richiesta con supplemento di prezzo.

Rivestimento non sfoderabile sia nella versione in tessuto che nella versione in pelle.

DIVANO / SOFA
2005

Technical drawings of the Divano / Sofa. The side view shows dimensions 71 cm x 27 5/16" (71 cm x 27 5/16") and 43 cm x 16 5/16" (43 cm x 16 5/16"). The three-seater sofa has dimensions 210 cm x 82 11/16" (210 cm x 82 11/16"). The four-seater sofa has dimensions 250 cm x 98 7/16" (250 cm x 98 7/16"). The sofa with optional cushions has dimensions 104 cm x 40 15/16" (104 cm x 40 15/16").

Sofa
Structure in solid wood with polyurethane foam padding, covered with a protective laminated fabric.

Seat cushion in polyurethane foam and Dacron.

Seat back cushion in sterilized goose down (Assopiuma certified, gold label).

Feet in solid ash with natural finish or stained wenge, ebony, brown or red.

Optional cushions in sterilized goose down (Assopiuma certified, gold label). Optional cushions are upon request, with upcharge.

Upholstery is non-removable in both the fabric and leather versions.

DIVANO / SOFA
2005

Technical drawings of the Sofa. The side view shows dimensions 71 cm x 27 5/16" (71 cm x 27 5/16") and 43 cm x 16 5/16" (43 cm x 16 5/16"). The three-seater sofa has dimensions 290 cm x 114 3/16" (290 cm x 114 3/16"). The four-seater sofa has dimensions 104 cm x 40 15/16" (104 cm x 40 15/16").

Cuscino
Struttura in legno massello con imbottitura in poliuretano espanso rivestita in tessuto protettivo accoppiato.

Cuscino in poliuretano espanso e Dacron.

Cuscino optional in piuma d'oca sterilizzata (certificata Assopiuma, Etichetta Oro). I cuscini optional sono a richiesta con supplemento di prezzo.

Rivestimento non sfoderabile sia nella versione in tessuto che nella versione in pelle.

CUSCINO / CUSHION

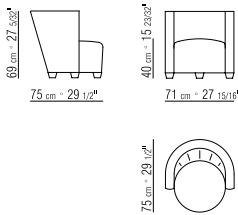
Technical drawings of the Cuscino / Cushion. The square cushion has dimensions 60 cm x 23 5/8" (60 cm x 23 5/8"). The rectangular cushion has dimensions 70 cm x 27 9/16" (70 cm x 27 9/16").

WAVE BARREL / WAVE BOX / WAVE CLUB

John Hutton

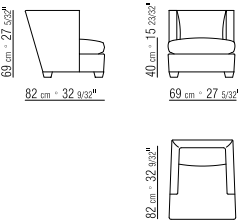
Poltrona
Struttura in legno massello con imbottitura in poliuretano espanso rivestita in tessuto protettivo accoppiato.
Cuscino seduta in poliuretano espanso e Dacron.
Piedi in legno massello di rovere nelle finiture naturale, tinto wengé, tinto ebano, tinto marrone, tinto rosso.
Rivestimento non sfoderabile sia nella versione in tessuto che nella versione in pelle.

BARREL, POLTRONA / ARMCHAIR
2001

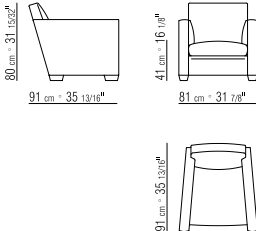


Armchair
Structure in solid wood with polyurethane foam padding, covered with a protective laminated fabric.
Seat cushion in polyurethane foam and Dacron.
Feet in solid oak with natural finish or stained wenge, ebony, brown or red.
Upholstery is non-removable in both the fabric and leather versions.

BOX, POLTRONA / ARMCHAIR
2001



CLUB, POLTRONA / ARMCHAIR
2001

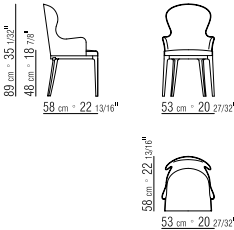


YOU

Roberto Lazzeroni

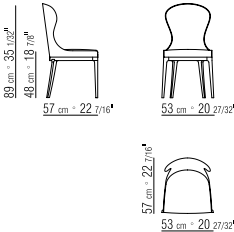
Sedia/Poltroncina
Struttura in poliuretano rigido e poliuretano espanso.
Seduta in legno multistrato con imbottitura in poliuretano espanso rivestita in tessuto protettivo accoppiato.
Base in metallo nelle finiture cromo nero, satinato, brunito, cromato, bronzato 457, champagne. Appoggio a terra su puntali in materiale termoplastico o in legno massello di frassino nelle finiture naturale, tinto wengé, tinto ebano, tinto marrone, tinto rosso
Rivestimento non sfoderabile sia nella versione in tessuto che nella versione in pelle.
Profilo rivestimento: la confezione prevede un profilo in gros grain che può essere realizzato in tutti i colori della cartella campioni.

POLTRONCINA / DINING ARMCHAIR
2008

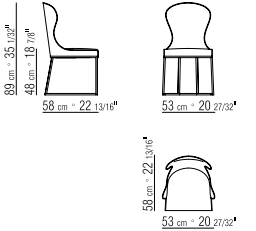


Chair/Dining armchair
Structure in rigid polyurethane and polyurethane foam.
Seat in plywood with polyurethane foam padding, covered with a protective laminated fabric.
Base in metal with black chrome, satin, burnished, chrome, bronze 457 or champagne finish. Rests on tips made of thermoplastic material.
Or, in solid ash with natural finish or stained wenge, ebony, brown or red
Upholstery is non-removable in both the fabric and leather versions.
Piping - upholstery detailing includes grosgrain piping that can be crafted in all the colors on the sample board.

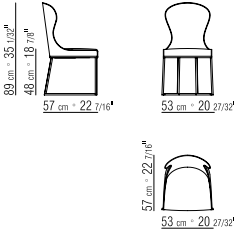
SEDIA / CHAIR
2007



POLTRONCINA / DINING ARMCHAIR
2008



SEDIA / CHAIR
2007



©2018/19

FLEXFORM SPA
Via Einaudi 23/25
20821 Meda MB - ITALIA
Tel. +39 0362 3991
info@flexform.it
www.flexform.it

Art direction
Stefano Gaggero

Concept and graphic design
Antonio Zorzi

Photography
Davide Lovatti

Product photography
IKB - Carlo Gessaga / Bruno Vezzoli

Thanks to
Compasso Gallery
Mauro Bolognesi
Francesca Biasetton
Kasthall

Tetsuro Shimizu (painting)
Mariangela Zabatino (painting and ceramic)
courtesy of Paraventi Giapponesi - Galleria Nobili

Printed in Italy
January 2019



Management
System
ISO 9001:2015

www.tuv.com
ID 9108635793

